Webelos Activity Badge

Communicator



Prepared By:

Rich Smith

Cubmaster Pack 133

February, 2005

The information in this Activity Badge Outline has come from many sources, including the Internet, BALOO's BUGLE, the Pow Wow books listed on MacScouter, and some items created especially for this activity by me, often following the requirements of the Webelos Scout book.

Where possible, I have tried to give credit to the source of the material. However, often the same material appears on numerous sites or in numerous sources. My name only appears on worksheets or activities that I developed. If no reference or credit appears on an item, it simply means that it is available from multiple sources or that the source is unknown. I am in no way attempting to take credit for the fine work performed by other Scouters. I have only tried to assemble the available information that I have collected over the years, and supplement it with my own work when the Webelos requirements changed or when a specific need was not met by the available resources. Other Scouters have gone before me in this endeavor, such as Barb Stephens and R. Gary Hendra, and to them I offer my thanks.

Please use this information in the spirit that it was intended – to make the job of the Webelos Leader easier by providing a format to follow with the necessary resources to fulfill the requirements of the Activity Badge, while providing the Scouts with fun and interesting activities!

Rich Smith
Cubmaster

Communicator

Do seven of these:

1. Play the Body Language Game with your Den.
2. Prepare and give a three-minute talk to your Den on a subject of your choice.
3. Invent a sign language or a picture writing language and use it to tell someone a story.
4. Identify and discuss with your Den as many different methods of communication as you can (at least six different methods).
5. Invent your own Den secret code and send one of your Den members a secret message.
6. With your Den or your family, visit a library and talk to a librarian. Learn how books are catalogued to make them easy to find. Sign up for a library card , if you don't already have one.
7. Visit the newsroom of a newspaper or a radio or television station and find out how they receive information.
8. Write an article about a Den activity for your Pack Newsletter or web site, your local newspaper, or your school newsletter, newspaper, or Web site.
9. Invite a person with a visual, speaking, or hearing impairment to visit your Den. Ask about the special ways he or she communicates. Discover how well you can communicate with him or her.
10. With your parent or guardian, or your Webelos Den Leader, invite a person who speaks another language (such as Spanish, French, Arabic, Hebrew, etc.) as well as English to visit your Den. Ask questions about the other language (its background, where it is spoken, etc.), discuss words in that language that Den members are already familiar with, or ask about ways to learn another language.
11. Use a personal computer to write a letter to a friend or relative. Create your letter, check it for grammar and spelling, and save it to a disk. Print it.
12. Search the Internet and connect to five Web sites that interest you.
13. Under the supervision of a parent or other trusted adult, exchange e-mail with a friend or relative.
14. While you are a Webelos Scout, earn the Academics belt loop for **Computers**.
15. While you are a Webelos Scout, earn the Academics belt loop for **Communicating**.
16. Find out about jobs in communications. Tell your Den what you learn.

Communicator Signoff

Requirements							
Do seven of these requirements:							
1. Play the Body Language Game.							
2. Prepare and give a three-minute talk to your Den.							
3. Invent a sign language or a picture writing language and use it.							
4. Methods of communication.							
5. Den secret code.							
6. Visit a library.							
7. Visit a newsroom or a radio or television station.							
8. Write an article.							
9. Invite a person with a visual, speaking, or hearing impairment to visit your Den.							
10. Invite a person who speaks another language as well as English to visit your Den.							
11. Write a letter using a computer							
12. Search the Internet							
13. Exchange e-mail with a friend.							
14. Belt Loop for Computers.							
15. Belt Loop for Communicating.							
16. Jobs in communications							

Communicator Activity Badge

1. Premeeting
    a. Criss Cross Communicator ***(Handout)***
    b. Communicator Word Search ***(Handout)***
2. Introduction
    a. Background Information
    b. Did You Know Facts
3. Examples of different methods we use to communicate (List and discuss) p 174 ***(Requirement 4)*** ***(Handout)***
4. Play the Body Language Game p 168 ***(Requirement 1)***
    a. List expressions, then play ***(Handout)***
5. Discuss the different jobs in communications ***(Requirement 16)***
    a. Television, Radio p 196 ***(Handout)***
    b. Telecommunications, Newspaper
    c. Magazines, Books
6. Give a three minute talk to your Den p 171 ***(Requirement 2)***
    a. Play Clothesline Tales ***(Handout)***
7. Use a secret code to send a secret message ***(Requirement 5)***
    a. Webelos Scout Book p 175
    b. Rail Fence Code ***(Handout)***
    c. Square Box Code ***(Handout)***
8. Write an article about a Den Activity p 178 ***(Requirement 8)***
    a. For a Den Report, Newsletter, Newspaper
9. Use a personal computer to write a letter p 187 ***(Requirement 11)***
10. Earn the Computer Belt Loop p 196 ***(Requirement 14)***
11. Earn the Communicating Belt Loop p 196 ***(Requirement 15)***

Rich Smith
2/17/2005

Introduction to the Communicator Activity Badge

What is a Communicator?

We are all communicators. What does it mean to communicate? Communication is the art of transmitting and receiving information. How do we as human beings go about this exchange of information? We tell or show what we know, how we feel, and what we think. We communicate with words, facial expression, and body language.

When you speak or write, you communicate. When you yawn, smile, or frown, you are showing other people that you are sleepy, happy, or unhappy. You can communicate by drawing pictures and by using sign language and codes.

As the human race developed so did our communicative skills. Early man drew pictures on the walls of caves. With the development of language came a better way to keep records and tell stories – writing.

With the discovery of electricity came the telegraph, telephone, radio, television, computers, microwave transmission, optical fibers, lasers, and on and on and on. We communicate over long distances by telephone and computer. Communications keep our personal, businesses, and government worlds going. You will learn about the many careers in the communications field.

Who makes a good communicator?

We do of course!

With all of the modern technology at our fingertips today it is still important for us to learn basic communication skills - skills that will be with us throughout our entire lives. Things like how to talk to one another with respect; how to listen to one another. Silly things, like saying please and thank you. Things like learning good telephone manners, and practicing being polite and courteous to others.

Did You Know?

The first newssheet was handwritten in Rome in 500 BC. It was posted for the public to read.

In 60 BC Julius Caesar decreed that there be a daily posting of the news in the Forum...the first daily newssheet.

The first printed newspaper was made in China around 700 AD It was printed by hand using wooden blocks.

The printing press was invented in 1440 in Germany by Johann Gutenberg. From then on, presses could be used to print many copies of a newspaper.

The first newspaper for the American colonies was printed in Boston in 1690 by Benjamin Harris. It was called *Publick Occurrences Both Forreign and Domestick.*

The first daily newspaper in the United States was *The Pennsylvania Evening Post and Daily Advertiser*. It was printed in Philadelphia in 1783.

The first inexpensive American newspapers--"penny papers"--were started in the 1830s. Now everyone could afford to buy a newspaper.

Today there are about 1,800 different daily newspapers in the United States.

A newspaper like the *San Francisco Chronicle* uses 140 rolls of paper each day. Altogether these rolls weigh as much as 35 elephants. An even bigger paper, the *New York Times*, uses four times that many rolls.

The paper used for newspapers is called newsprint. Newsprint has to be cheap to make. It has to be easy to fold yet sturdy enough to roll through the presses. Most newsprint is made from sawdust, wood chips and recycled paper. In one year, the Elk Falls Mill on Vancouver Island uses enough wood chips to fill three domed stadiums. If you rolled out all the newsprint made by Elk Falls Mill in one year it would wind once around the equator.

People use newspaper in many different ways. At army posts on the frontier in the 1800s, people waited a month for newspapers to arrive. They read papers over and over, and later used them as wallpaper. Some people wrapped newspaper around their ankles and feet before putting on socks to protect themselves from insect bites.

Newspapers are recycled to make paper bags, newsprint, and writing paper. Most paper can be recycled up to 12 times!

The youngest or most inexperienced staff reporters were called Cub Reporters.

Paper has 15 percent water content. Paper would crumble and crack if it didn't have some moisture.

Criss Cross Communicator

Santa Clara County Council Pow Wow Book 2001

Place the different ways to communicate into the diagram so that they interlock as a crossword. When you are done, all the words will have been used exactly once. You may want to communicate with your friends and work together!



4 letters	5 letters	6 letters	7 letters	8 letters	9 letters
BODY	GRAPH	RECORD	BRAILLE	COMPUTER	FACSIMILE
BOOK	KNOTS	SIGNAL	LIBRARY	LANGUAGE	NEWSPAPER
CODE	MORSE	SPEECH	PICTURE	TELEGRAM	SATELLITE
DRAW	PAINT		TALKING		TELEPHONE
HEAR	PRINT		TELSTAR		
MAIL	RADAR		WRITTEN		
NOTE	RADIO				
ORAL	SONAR	10 letters		12 letters	
SIGN	STORY	DICTAPHONE		TRANSMISSION	
SONG	VIDEO	PHOTOGRAPH			
TAPE	XEROX	TELEVISION			

Criss Cross Communicator

Santa Clara County Council Pow Wow Book 2001

Answers



Communicator Word Search

Directions

Find the words in the puzzle that are listed below.
The words are horizontal, vertical, and diagonal, forwards and backwards.
All of the words are associated with the Communicator Activity Badge!
Put the unused letters in the boxes to find a hidden message!

C R S M O K E S I G N A L S
C A I N F O R M A T I O N O
E D C O M P A C T D I S K R
L I M M U T E L E P H O N E
L O N I M E S S A G E C N A
P B O D Y L A N G U A G E D
H O I N T E R N E T C T W A
O O A D A V I D E O T R S Y
N K M O V I E E D C L O P N
E G A R R S P E A K E P A E
W R I T E I S A H C A E P S
R L L Y C O M P U T E R E O
C O M M U N I C A T E S R J

H I D D E N M E S S A G E

																			!

BODY LANGUAGE
BOOK
CELL PHONE
CODES
COMMUNICATE
COMPACT DISK
COMPUTER
INFORMATION
INTERNET
MAIL
MESSAGE
MOVIE
NEWSPAPER
RADIO
READ
REPORT
SMOKE SIGNALS
SPEACH
SPEAK
TELEPHONE
TELEVISION
VIDEO
WRITE

Rich Smith
2/10/05

Communicator Word Search

Directions

Find the words in the puzzle that are listed below.
The words are horizontal, vertical, and diagonal, forwards and backwards.
All of the words are associated with the Communicator Activity Badge!
Put the unused letters in the boxes to find a hidden message!

C R S M O K E S I G N A L S
C A I N F O R M A T I O N O
E D C O M P A C T D I S K R
L I M M U T E L E P H O N E
L O N I M E S S A G E C N A
P B O D Y L A N G U A G E D
H O I N T E R N E T C T W A
O O A D A V I D E O T R S Y
N K M O V I E E D C L O P N
E G A R R S P E A K E P A E
W R I T E I S A H C A E P S
R L L Y C O M P U T E R E O
C O M M U N I C A T E S R J

H I D D E N M E S S A G E

C O M M U N I C A T E C L E A R L Y !

BODY LANGUAGE
BOOK
CELL PHONE
CODES
COMMUNICATE
COMPACT DISK
COMPUTER
INFORMATION
INTERNET
MAIL
MESSAGE
MOVIE
NEWSPAPER
RADIO
READ
REPORT
SMOKE SIGNALS
SPEACH
SPEAK
TELEPHONE
TELEVISION
VIDEO
WRITE

Rich Smith
2/10/05

Communicator Activity Badge

Methods of Communication

Requirement 4

What different ways do we use to communicate?

1. _____
2. _____
3. _____
4. _____
5. _____
6. _____
7. _____
8. _____
9. _____
10. _____
11. _____
12. _____
13. _____
14. _____
15. _____
16. _____
17. _____
18. _____
19. _____
20. _____

Communicator Activity Badge

Methods of Communication

Requirement 4

What different ways do we use to communicate?

Spoken Words

1. Talking
2. Telephone
3. Cell Phone
4. CB or Ham Radio
5. Public Announcements

Written Words

1. Notes, letters, emails
2. Newspapers, Magazines
3. Books
4. Flyers, Bulletin Boards
5. _____

Recorded Words

1. Compact Disks (CDs)
2. Tape recordings of books
3. _____
4. _____
5. _____

Signed Words

1. Sign Language
2. Traffic Cop Signal
3. Traffic Signs
4. _____
5. _____

Audiovisual

1. Movies
2. DVDs
3. Television
4. Commercials
5. _____

Other?

1. _____
2. _____
3. _____
4. _____
5. _____

Communicator Activity Badge

Methods of Communication

Requirement 1

What different feelings can you show using body language – without making a sound?

1. _____
2. _____
3. _____
4. _____
5. _____
6. _____
7. _____
8. _____
9. _____
10. _____
11. _____
12. _____
13. _____
14. _____
15. _____
16. _____
17. _____
18. _____
19. _____
20. _____

The Body Language Game

Not all communication is verbal. Prepare 3x5 cards with emotional phrases or statements written on them. Place the cards in a container so that the boys can draw them out. Each boy, in turn, draws a card and then must convey what it says without using any verbal language or sounds. The boys may use body language and facial expressions only.

Some facial expressions to try:

exhausted	confused	ecstatic	suspicious
angry	frustrated	sad	confident
happy	embarrassed	disgusted	frightened
depressed	lonely	surprised	shocked

Some expressions:

Come over here!	Stop!	That smells bad!
I'm tired!	That smells good!	Help!
OK!	I need to use the bathroom	I'm thirsty!
I'm choking!	Watch out!	Go away!
Be quiet!	What time is it?	Listen to me!

Clothesline Tales

Santa Clara County Council Pow Wow Book 2001



Give boys a general topic and have each one of them draw a picture about anything to do with that topic (such as "Space Aliens").

String a clothesline up between two trees. Have first boy come up, hang his picture, and begin to tell a story about his picture.

After about a minute or two, stop him. Have the next boy come and continue the story with his illustration.

Continue until all boys have shared and a brand new story has been communicated to the Den!

Communicator Activity Badge

Communication Careers

Requirement 16

What careers or jobs are in the communication field?

Television

1. _____
2. _____
3. _____
4. _____
5. _____

Newspaper

1. _____
2. _____
3. _____
4. _____
5. _____

Radio

1. _____
2. _____
3. _____
4. _____
5. _____

Magazines

1. _____
2. _____
3. _____
4. _____
5. _____

Telephone/Telecommunications

1. _____
2. _____
3. _____
4. _____
5. _____

Books

1. _____
2. _____
3. _____
4. _____
5. _____

Communicator Activity Badge

Communication Careers

Requirement 16

What careers or jobs are in the communication field?

Television

1. Actor
2. Director
3. News Reporter/Weatherman
4. Game Show Host
5. Talk Show Host

Radio

1. Disc Jockey
2. Sports Caster
3. News Reporter
4. Weatherman
5. Traffic Reporter

Telephone/Telecommunications

1. Salesperson
2. Lineman
3. Installer
4. Telemarketer
5. Satellite Tracker

Newspaper

1. Reporter
2. Columnist
3. Cartoonist
4. Editor
5. Printer

Magazines

1. Writer
2. Editor
3. Publisher
4. Salesperson
5. Researcher

Books

1. Writer
2. Editor
3. Publisher
4. Researcher
5. Printer

Communicator Activity Badge

Codes

Requirement 5

Circle Ten Council Pow Wow Book 1999

Webelos enjoy being able to communicate in code--it's like knowing a happy secret. Codes are used all over the world. When you send a telegram or a cable, you are sending a kind of code written in a short way to keep costs down. During wartime, codes are an important way for sending secret messages. Even the brands marked on cattle and markings on planes and ships are kinds of code. Codes usually have two parts. The first is making the code, known as "encoding" the message. The second part is called "decoding," which tells the person who receives the encoded message how to read and understand it.

Rail Fence Code

Suppose you want to send the message LOUIS LIKES BEAN SOUP. In the rail fence code, you encode by dropping every other letter down:

L U S I E B A S U

O I LK S E NO P

Then, take the bottom line of letters and put them next to the top line of letters. You'll come up with the coded message: LUSIEBASUOILKSENOP. When your friend wants to decode the message, he just counts the number of letters in the message, divides it by two, and places the last half below and between the first half.

Square Box Code

Circle Ten Council Pow Wow Book 1999

This code uses numbers in place of letters.

The code for A is 11 because A is in the first **Row** (1) and the first (1) **Column**.

The code for R would be 43, because it is in **Row** 4, **Column** 3. Always use your **Row** number first. Read across for **Rows**, down for **Columns**.

The message **RUN FOR HELP** would look like this: 43 51 34 - 21 35 43 - 23 15 32 41.

You may want to disguise the numbers in something like a "grocery list." Be sure you use all the numbers in order.

Example:

Gentlemen:

Please accept my order for the following and deliver at once.

44 cans of your best sardines @ .15
34 boxes of soap flakes @ .14
23 large boxes of napkins @ .15
32 large cans of peaches @ .41

Message: Send help

	C	**O**	**L**	**U**	**M**	**N**
	1	1	2	3	4	5
	1	A	B	C	D	E
R	2	F	G	H	I	J
O	3	K	L	M	N	O
W	4	P	Q	R	S	T
	5	U	V	W/X	Y	Z

Communicator Riddles

Spacing Problems

A comic page editor was writing riddles for his page, but the spacing is all wrong. Can you read each one?

1. WHA TIS WOR SET HAN FIN DIN GAW OR MIN YOU RAP PLE?
   FIND IN GON LY HAL FAW ORM.

2. WHA TA REN ERV O US L IT TLE OU TDO ORC LOT HHO US ES?
   TEN SET ENTS.

Riddle Time

Here's another riddle. This time, to answer this riddle, fill in the missing words and put the numbered letters in the matching boxes.

(This one's known from Denver to Dover.)

What is black and white and red all over?

1. Animals that sleep all winter ___ ___ ___ ___ ___ (1 2 3 4 5)
2. Kinds of puzzles ___ ___ ___ ___ ___ (6 7 8 9 10)
3. _____ and butter ___ ___ ___ ___ ___ (11 12 13 14 15)
4. Opposite of far ___ ___ ___ ___ (16 17 18)

3 16 13 6 1 7 4 12 14 5 10 2 15 8 9 11 18 17

Communicator Riddles

Spacing Problems

A comic page editor was writing riddles for his page, but the spacing is all wrong. Can you read each one?

1. WHAT IS WORSE THAN FINDING A WORM IN YOUR APPLE?
   FINDING ONLY HALF A WORM.
2. WHAT ARE NERVOUS LITTLE OUTDOOR CLOTHHOUSES?
   TENSE TENTS.

Riddle Time

Here's another riddle. This time, to answer this riddle, fill in the missing words and put the numbered letters in the matching boxes at the bottom of the page.

(This one's known from Denver to Dover.)

What is black and white and red all over?

1. Animals that sleep all winter — B(1) E(2) A(3) R(4) S(5)
2. Kinds of puzzles — M(6) A(7) Z(8) E(9) S(10)
3. _____ and butter — B(11) R(12) E(13) A(14) D(15)
4. Opposite of far — N(16) E( ) A(17) R(18)

A	N		E	M	B	A	R	R	A	S	S	E	D		Z	E	B	R	A
3	16		13	6	1	7	4	12	14	5	10	2	15		8	9	11	18	17

Morse Code Signaler

Santa Clara County Council Pow Wow Book 2001

Materials:

Long business-size envelope (4 1/2" x 9 1/2");
Piece of lightweight cardboard (4" x 10");
Black marker or crayon; Scissors

1. With the envelope front facing you, cut off the right end close to the end.
2. Mark the center point of the front of the envelope three inches from the left end.
3. Cut out a three-inch diameter circle centered on the point just marked, making sure you cut only through the front of the envelope.
4. Push the cardboard slide into the open end of the envelope until it stops.
5. With the black marker darken the entire left front of the envelope from the far left end for six inches to the right.
6. Remove the slide and completely darken it for 4 1/2 inches from the left end.
7. Seal the flap.
8. Replace the slide into the envelope.
9. On the rear of the envelope write the entire Morse code (or paste the chart). The signaler will be used vertically, with the hole on top of the envelope.
10. Hold the device with the hole facing the receiver.
11. Hold one upper corner of the envelope.
12. With the other hand, hold the bottom of the slide.
13. Pull the slide down so it uncovers the white portion of the inside rear of the envelope, thus making it appear as if you are shining a light toward the receiver.
14. For a dot, pull the slide clear of the circle for one second; for a dash, three seconds.

A .-	J .---	S ...	1 .----
B -...	K -.-	T -	2 ..---
C -.-.	L .-..	U ..-	3 ...--
D -..	M --	V ...-	4 ....-
E .	N -.	W .--	5 .....
F ..-.	O ---	X -..-	6 -....
G --.	P .--.	Y -.--	7 --...
H	Q --.-	Z --..	8 ---..
I ..	R .-.	0 -----	9 ----.

Halley's Comet Skit

Santa Clara County Council Pow Wow Book 1998

How easy it is to miscommunicate! This "skit" is a good example.

Select five people to read the parts. Give them identification signs to wear around their necks. Ask them to address their remarks to the proper person.

Committee Chairman to Cubmaster:

Tomorrow evening at approximately 8 p.m., Halley's Comet will be visible in this area, an event which occurs only every 75 years. Ask the Pack to assemble out on the ball field in uniform, and I will explain this rare phenomenon to them. In case of rain, we will not be able to see anything, so assemble the Pack in the Assembly Hall and I will show films of it.

Cubmaster to Den Leader:

By direction of the Pack Committee Chairman, tomorrow at 8 p.m., Halley's Comet will appear above the ball field. If it rains, assemble the Pack in uniform, then march them to the Assembly Hall where the phenomenon will take place, something that occurs only once every 75 years.

Den Leader to Assistant Den Leader:

By direction of the Pack Committee Chairman in uniform at 8 p.m. tomorrow evening, the phenomenal Halley's Comet will appear in the ball field. In case of rain at the Assembly Hall, the Cubmaster will give another direction, something which occurs once every 75 years.

Assistant Den Leader to Den Chief:

Tomorrow at 8 p.m., the Pack Committee Chairman will appear in the assembly hall with Halley's Comet, something which happens every 75 years. If it rains, the Cubmaster will direct the comet to the ball field.

Den Chief to Den:

When it rains tomorrow at 8 p.m., the phenomenal 75-year-old Pack Committee Chairman, accompanied by the Cubmaster, will drive his Comet through the Assembly Hall in uniform.

Communicator Songs

Santa Clara County Council Pow Wow Book 2001

The More We Communicate

Tune: The More We Get Together

The more that we communicate,
Communicate, communicate,
The more that we communicate,
The happier we'll be.

Then you know what I know,
And I'll know what you know.
The more that we communicate,
The happier we'll be.

By telephone or e-mail,
By signal code or snail mail,
The more that we communicate,
The happier we'll be.

A Smile Is Quite A Funny Thing

Tune: Auld Lang Syne

A smile is quite a funny thing,
It wrinkles up your face,
And when it's gone you never find
Its secret hiding place.

But far more wonderful it is
To see what smiles can do,
You smile at one, he smiles at you,
And soon one smile makes two.

He smiles at someone, since you smile,
And then that one smiles back,
And that one smiles until, in truth,
You fail in keeping track.

And since a smile can do great good
By cheering hearts of care,
Let's smile and not forget the fact
That smiles go everywhere.

Communicator Songs

Santa Clara County Council Pow Wow Book 2001

E-MAIL Delivery

Tune: She'll Be Coming Round the Mountain

I'm sitting down in front of my computer
Turn it on
I'm sitting down in front of my computer
Turn it on
I'm sitting down by my computer
I'm sitting down by my computer
I'm sitting down in front of my computer
Turn it on

I'm sending you an e-mail on your line
Type, type
I'm sending you an e-mail on your line
Type, type
I'm sending you an e-mail
I'm sending you an e-mail
I'm sending you an e-mail on your line
Type, type

Through the information highway it will come
Zip, zip

It's waiting in your mailbox just for you
Delivery

Load it up so you can read it
Loading up

Give a shout if you're a Cub Scout
Yip hurrah!