


Webelos Activity Badge

Family Member



Prepared By:

Rich Smith

Cubmaster Pack 133

June 20, 2006

The information in this Activity Badge Outline has come from many sources, including the Internet, BALOO'S BUGLE, the Pow Wow books listed on MacScouter, and some items created especially for this activity by me, often following the requirements of the Webelos Scout book.

Where possible, I have tried to give credit to the source of the material. However, often the same material appears on numerous sites or in numerous sources. My name only appears on worksheets or activities that I developed. If no reference or credit appears on an item, it simply means that it is available from multiple sources or that the source is unknown. I am in no way attempting to take credit for the fine work performed by other Scouters. I have only tried to assemble the available information that I have collected over the years, and supplement it with my own work when the Webelos requirements changed or when a specific need was not met by the available resources. Other Scouters have gone before me in this endeavor, such as Barb Stephens and R. Gary Hendra, and to them I offer my thanks.

Please use this information in the spirit that it was intended – to make the job of the Webelos Leader easier by providing a format to follow with the necessary resources to fulfill the requirements of the Activity Badge, while providing the Scouts with fun and interesting activities!

Rich Smith
Cubmaster
Pack 133



Family Member

Do all of these requirements:

1. Tell what is meant by family, duty to family, and family meetings.
2. Make a chart showing the jobs you and other family members have at home. Talk with your family about other jobs you can do for the next two months.
3. Make a list of some things for which your family spends money. Tell how you can help your family save money.
4. Plan your own budget for 30 days. Keep track of your daily expenses for seven days.
5. Take part in at least four family meetings and help make decisions. The meetings might involve plans for family activities, or they might be about serious topics that your parent wants you to know about.
6. With the help of an adult inspect your home and surroundings. Make a list of hazards or lack of security that you find. Correct one problem that you found and tell what you did.

And do two of these requirements:

7. With the help of an adult prepare a family energy-saving plan. Explain what you did to carry it out.
8. Tell what your family does for fun. Make a list of fun things your family might do for little or no cost. Plan a family fun night.
9. Learn how to clean your home properly. With adult supervision, help do it for one month.
10. Show that you know how to take care of your clothes. With adult supervision, help at least twice with the family laundry.
11. With adult supervision, help plan the meals for your family for one week. Help buy the food and help prepare three meals for your family.
12. While you are a Webelos Scout, earn the Academics belt loop for Heritages.
13. Explain why garbage and trash must be disposed of properly.

Family Member Signoff

Requirement							
Do all of these requirements:							
1. What is meant by family, duty to family, and family meetings							
2. Make a family job chart.							
3. Make a list of things for which your family spends money.							
4. Plan your own 30 days budget.							
5. Take part in at least 4 family meetings.							
6. Make a list of hazards in your home and surroundings.							
And do two of these requirements:							
7. Prepare a family energy-saving plan. Explain what you did to carry it out.							
8. Tell what your family does for fun.							
9. Learn how to clean your home and do it for one month.							
10. Show that you know how to take care of your clothes and help at least twice with the family laundry.							
11. Help plan meals for one week. Help buy the food and prepare three meals for your family.							
12. Earn the Heritages belt loop.							
13. Explain why garbage and trash must be disposed of properly.							

Family Member

A definition of a family is “all the people living in the same house.” Families have many and varied faces. A family is a group of people who care for each other and share with each other. The family of many boys includes mother, father, and perhaps brothers and sisters. Other boys live with just one parent or grandparent. Still others live with guardians or in foster homes or boarding schools. Your family gives you food, shelter, clothing, understanding, and love. It teaches you religious beliefs and helps you learn right from wrong. In return, you should give the other members of your family your love. And you should learn how to do your share of the work that must be done around your home. In earning the Family Member activity badge, you will discover how to show your love for your family.

Families today encounter difficulties that test each family member, but there are many things everyone can do to make life better. Boys can personally contribute to make a smooth running home. Job charts make daily chores easier. Boys can be very creative in designing charts and selecting which tasks they can do. Help them find a time limit for when the job needs to be finished and reasonable consequences if the chore is not completed, and what rewards, if any, will be given. Sometimes making a boy responsible for a non-bedroom area of the house changes the way a boy perceives his home. If a boy learns to sort garbage into recycle containers, he might feel he is contributing to the betterment of the community. When a boy learns to take care of house, clothing and possessions, he helps his parents, especially if both work and time is at a premium.

Money awareness and spending patterns built in childhood can stay with someone for a lifetime. Learning principles of saving without spending, investing and curbing impulse buying, as well as keeping track of money spent are revealing experiences. Boys can be cost conscious once they understand how money is used to sustain a family. They can plan fun things to do that are economical or save over a specific amount of time for an activity the entire family planned.

When a boy is involved in meal planning, shopping and preparing, the family can learn what he really likes to eat. Webelos are a good age for learning to prepare food more advanced than hot dogs. He can guide the family to something good, but simple, to eat.

Some families find it difficult to find time for a family meeting, but realize its value when everyone is together. Nothing makes a boy feel more special than knowing he is part of family decisions and that when he expresses something, everyone is willing to listen and care. The Cub Scout Academic belt loop and pin have great ideas for family discussions.

The family member activity badge helps each boy understand his family and his part in that family. This badge is geared to open each boy’s awareness of how the family works and what makes the family work well. Chores, laundry, grocery shopping, and house cleaning are all elements included in the family unit. Remember to stress that each boy is important to his own family and that his family is important to him.

Because of the importance of the family involvement in this activity badge, it’s a good idea to hold a parent’s meeting to explain the requirements and give some suggestion on how they can work with their son on this badge.

A good approach is to let the boy’s plan a “Family Day: for a Saturday or Sunday afternoon of fun for their parents and siblings. The boy’s creativity and resourcefulness will amaze you and entertain everyone who attends.

How Well Does Your Family Communicate?

Santa Clara County Council Pow Wow Book 2001

Answer these questions. Then take this home and go over them with your family.

1. Does your family eat dinner together?
(a) Almost every night. (b) Several nights a week. (c) Only on special occasions.
2. Is the TV off during dinner?
(a) Practically always. (b) Unless the game is on.
(c) And miss our favorite shows?!
3. Does your family eat breakfast or lunch together?
(a) Usually. (b) About half of the time. (c) In our dreams.
4. Do you know the best friends of each of your family members?
(a) They are like family. (b) We've met. (c) Friends???
5. How much time do you spend talking with family members (average)?
(a) More than 20 minutes per day. (b) 10 to 20 minutes per day.
(c) As little as possible.
6. Do you know what each of your family members fear?
(a) Yes. (b) I have a vague idea. (c) They are fearless.
7. When was the last time you told each of your family members that you loved them?
(a) Today. (b) Within the last week. (c) They know without me telling them.
8. Does your family make goals together?
(a) Yes. (b) Only for major things.
(c) Why? No one would follow through, anyway.
9. Does your family plan activities together?
(a) Regularly. (b) Quite often. (c) We don't have time to do things together.
10. Do you know what makes each of your family members happy?
(a) Sure do! (b) Generally speaking. (c) There is no such thing.

Give yourself 10 points for every (a) answer, 7 points for each (b), and 3 points for each (c).

Now tally your points and see how well you communicate with your family.

30-59: Examine your mission statement. 60-79: You have lift off.

80-100: Your communication is out of this world.

Family Member Word Search

Directions

Find the words in the puzzle that are listed below.

The words are horizontal, vertical, and diagonal, forwards and backwards.

All of the words are associated with the Family Member Activity Badge!

Put the unused letters in the boxes to find a hidden message!

F V A L U E S H A Z A R D L
A A L L O W A N C E O V E Y
M D M E A L O R E S P E C T
I U N I T Y U R H O M E E H
L T F A L A U N D R Y G V G
Y Y M L O Y A L T Y D A R I
M P L A N I M E N U L B E N
E A Y G R E N E B Y D R S N
M R B U C H O R E S E A N U
B E J O B C H A R T N G O F
E N O I T C E P S N I K C L
R T R U S T A C L E A N G H
H S A R T W H E R I T A G E

H I D D E N M E S S A G E

!

ALLOWANCE

BUDGET

CHORES

CLEAN

CONSERVE

DUTY

ENERGY

FAMILY MEETING

FAMILY MEMBER

FUN NIGHT

GARBAGE

HAZARD

HERITAGE

HOME

INSPECTION

JOB CHART

LAUNDRY

LOYALTY

MEAL

MENU

PARENTS

PLAN

RESPECT

TRASH

TRUST

UNITY

VALUES

Rich Smith

6/20/06

Family Member Word Search

Directions

Find the words in the puzzle that are listed below.

The words are horizontal, vertical, and diagonal, forwards and backwards.

All of the words are associated with the Family Member Activity Badge!

Put the unused letters in the boxes to find a hidden message!

F V A L U E S H A Z A R D L
A A L L O W A N C E O V E Y
M D M E A L O R E S P E C T
I U N I T Y U R H O M E E H
L T F A L A U N D R Y G V G
Y Y M L O Y A L T Y D A R I
M P L A N I M E N U L B E N
E A Y G R E N E B Y R S N
M R C H O R E S A N U
B E J O B C H A R T G O F
E N O I T C E P S N I C
R T R U S T C L E A N
H S A R T H E R I T A G E

H I D D E N M E S S A G E

L O V E Y O U R F A M I L Y !

ALLOWANCE

BUDGET

CHORES

CLEAN

CONSERVE

DUTY

ENERGY

FAMILY MEETING

FAMILY MEMBER

FUN NIGHT

GARBAGE

HAZARD

HERITAGE

HOME

INSPECTION

JOB CHART

LAUNDRY

LOYALTY

MEAL

MENU

PARENTS

PLAN

RESPECT

TRASH

TRUST

UNITY

VALUES

Rich Smith

6/20/06

Family Member Word Search

From BALOO'S BUGLE October 2005

Heart of America Council

L T S L C O N C E R N E B C E
U A R K A T S U R T E N J O Y
F D R A L U M F R R O I S M L
Y M I G I O G O A I B L S M U
O Y Y V U T F H T D P M E U U
J L T M O M S C T R P R N N L
N O I T O V E D E E W U I E O
U Y D C Q F T N A A R T Z D V
F A E V F D Y C T M Y H O P E
R L R A S S E N E S O L C H D
E T E P D F C T O P U O T N E
E Y H I U H A M W M S M R S R
N I K L E L K A K U R E M O H
U E P L E A S E P A P A R Z R
R I P R H S W T W W R Y H H N

AFFECTION
COMFORT
COZINESS
ENJOY
HARMONY
HOME
KIDS
LINE
MOM
PLEASE
RESPECT
TRAITS
WARMTH

ARGUMENTS
COMMUNE
DEVOTION
FOLKS
HELP
HOPE
KIN
LOVE
PAPA
PRIDE
SHARE
TRUST
YOU

CLOSENESS
CONCERN
DREAMS
FUN
HEREDITY
JOYFUL
LAUGHTER
LOYALTY
PEACEFUL
RELATE
TEAM
UNITY

Family Member Word Search

By Barb Stephens

D L O Y A L D E U L A V R S L V R L
E Y D D T N U R T U R E T A S K S A
C S U P P O R T U N O I T A C A V U
I M E E T I N G Y T I R U C E S R G
S N D G N I G N A H C E G N I K I H
I J E F L E X I B L E C R A F T S A
O O T A G R O W I N G E K W J X E E
N B R T O X Y C V F F L D P O H S T
G S G R H L G A S L A E M C O D C A
N T N U P L R R W V N B Y R Z H W R
I E I S M O E I A X G R O C E R Y E
L R R T P V N N S V B A D O O F U P
C U A F L E E G R J V T D E F A S O
Y S H A E G A R B A G E L A D X Z O
C I S E H T O L C S N A F F I R M C
E E P I C N I C L Y L I M A F L C M
R L V R E S P E C T Z G N I V A S N
N E A T N E S S S E N I L N A E L C

Find the following words in the puzzle above. Words appear only horizontally or vertically.

AFFIRM

CLEANLINESS

DECISION

FOOD

HELP

LEISURE

MEETING

RESPECT

SECURITY

TASKS

CARING

CLOTHES

ENERGY

GARBAGE

HIKING

LOVE

NEATNESS

PICNIC

SHARING

TRUST

CELEBRATE

COOPERATE

FAMILY

GROCERY

JOBS

LOYAL

NURTURE

SAFE

SHOP

VACATATION

CHANGING

CRAFTS

FLEXIBLE

GROWING

LAUGH

MEALS

RECYCLING

SAVING

SUPPORT

VALUED

Family Member Activities at Home

Modified from R. Gary Hendra

Your Scout is working on the Family Member Activity Badge this month. This badge requires work to be done at home. It is not necessary to complete all of this material during the month, but your Scout will learn a lot about helping in your family by doing these activities. Please work with your Scout, and help him complete as much of the following as possible during the month. We will be discussing these activities each meeting, so please send this to the meetings in your Scout's binder.

Scout's Name: _____

Requirement 1. Tell what is meant by family, duty to family, and family meetings.

Read pages 229-230 on **You and Your Family**.

What is a Family? _____

What is your duty to family? _____

What is a family meeting? _____

Requirement 7. Develop a family energy savings plan. Tell what you did to carry it out.

Read page 237 on **Saving Energy**.

This is our Energy-saving Plan: _____

This is what I have done to carry out the plan: _____

Requirement 5. Take part in at least four family meetings. Show Cub Scout spirit by doing your best to do play your part in the decisions that are made.

I took part in four family meetings this during the month (Parents initial please): _____

Requirement 8. Tell what your family does for fun. Make a list of fun things your family might do for little cost. Do one of them with a member of your family.

Read page 238 on **Family Fun**.

These are the things our family does for fun: _____

These are the fun things our family might do for little cost: _____

This is the fun thing we did together: _____

Requirement 9. Learn how to clean your home properly. Help do it for 1 month.

Read pages 238-239 on **Helping With Cleaning**.

These are the things I need to do to help clean our home properly: _____

I helped for 1 month (parents initial please): _____

Requirement 10. Show you know how to take care of your clothes. Help with at least 2 family washes.

Read page 239 on **Helping with Laundry**.

These are the things I need to do to take care of my clothes: _____

I helped with 2 family washes (parents initial please): _____

Requirement 11. Help plan the meals for your family for at least one week. Help buy the food. Prepare at least three meals for your family.

Read pages 239-242 on **Feeding the Family**.

Day 1:

Breakfast: _____

Lunch: _____

Dinner: _____

Day 2:

Breakfast: _____

Lunch: _____

Dinner: _____

Day 3:

Breakfast: _____

Lunch: _____

Dinner: _____

Day 4:

Breakfast: _____

Lunch: _____

Dinner: _____

Day 5:

Breakfast: _____

Lunch: _____

Dinner: _____

Day 6:

Breakfast: _____

Lunch: _____

Dinner: _____

Day 7:

Breakfast: _____

Lunch: _____

Dinner: _____

I helped buy the food (parents initial please): _____

I helped prepare three meals (parents initial please): _____

Family Member Activity Badge

Meal Planner for 3 Meals

Requirement 11

Meal #1: Menu

Shopping List

Meal #2: Menu

Meal #3: Menu

Family Member Activity Badge

Jobs Around the Home Survey

Modified from R. Gary Hendra

Requirement 2

<u>Family Member</u>	<u>Jobs Around the Home</u>
Mom	
Dad	
Me	
These are the additional jobs I can take on for the next two months	1. _____ 2. _____ 3. _____ 4. _____

Take this chart home with you and discuss the additional jobs you can do at home.
Bring it back to the next meeting.

Family Member Activity Badge

What Does Your Family Spend Money On?

Requirement 3

Here is a list of things families may spend money on. In the box next to each item, guess and write down how much money you think is spent (per month). Then take this list home and ask a parent to fill in more accurate amounts. Which items did you get right? Which items really surprised you?

Item	Estimate	Actual
1. House payment or rent		
2. Car payment		
3. Gas, oil, tires, etc.		
4. Food		
5. Clothing and shoes		
6. Insurance: Life, Health, Auto, Home		
7. Medical and dental bills		
8. Schooling		
9. Church and charity donations		
10. Utilities: electric, gas, telephone, cable TV		
11. Savings		
12. Vacations		
13. Retirement funds		
14. Hair cuts		
15. Health and beauty supplies		
16. Cleaning supplies		
17. Repairs		
18. Family funds		
19. Hobbies		
20. Fun and recreation		

I can help my family save money by: _____

Family Member Activity Badge

My Budget and Expenses

Requirement 4

My Budget for the next 30 days

Where My Money Will Come From		Where My Money Will Go	
Item	Amount	Item	Amount
Allowance		Lunch	
Jobs		Movies	
Gifts		Games	
Savings		Snacks	

My Expenses for the next 7 days

	Item	Amount
1.		
2.		
3.		
4.		
5.		
6.		
7.		
8.		
9.		

Family Member Activity Badge

Home Hazard/Security Survey

Modified from R. Gary Hendra

Requirement 6

<u>Where</u>	<u>Hazards or Security Problems</u>	<u>What Needs to be Done</u>
Kitchen		
Bathroom		
Living Room		
Bedrooms		
Garage		
Front Yard		
Back Yard		
Other		
This is what I did to fix one of the problems		

Family Member Activity Badge

Home Inspection

By Barb Stephens

Home Inspector

First, locate unsafe conditions and eliminate all hazards promptly. The following questions will aid you in making an inspection of your home.

1. Do you have a strong, safe step ladder for reaching heights?
2. Are halls and stairways safe and well lighted?
3. Are means taken to prevent rugs from slipping, particularly on polished floors?
4. Is a rubber mat provided for the bathtub to prevent slipping?
5. Are metal boxes provided for storing matches out of reach of children?
6. Do you have a screen for use in front of open fires?
7. Are your furnace and stove pipes clean?
8. Are all gas pipes and fixtures tight to prevent leaks?
9. Do you have a cabinet which can be locked, for storing poisons and medicines out of reach of children?
10. Are emergency numbers for police, fire and poison control posted by the telephone?

Family Member Activity Badge

Discover Unsafe Family Habits

By Barb Stephens

Now, walk through your house and find any unsafe habits which you or other members of the family may have. Use the following questions as a guide.

1. Are toys, brooms, soap, and other articles kept off stairs and walks?
2. Are ice, snow, grease, or other slippery substances removed from steps and walks promptly?
3. Do you, if possible, go out of doors to use flammable cleaning fluids?
4. Have the children in your home been taught the danger of playing with knives, scissors, bottles, and matches near stoves and open fires?
5. Is the garage door kept open when the car is inside with the engine running?
6. Do you always check twice to be sure appliances are off before leaving the house?
7. Are there proper containers in the home for cigarettes? Better yet, if anyone smokes in the home encourage them to quit, for their own and the family's health.
8. Is the dryer lint filter cleaned after each load?
9. Do you know how to use tools safely, and are they stored properly?
10. Are firearms stored out of reach and unloaded?
11. Are plastic bags and plastic materials kept out of reach of young children?

Family Member Activity Badge

Family Member Opening

A Family Is...

Timucua District, North Florida Council

- Cub # 1:** A FAMILY IS people giving and receiving love.
- Cub # 2:** A FAMILY IS people getting angry, but still loving each other.
- Cub # 3:** A FAMILY IS people loving the differences about each other.
- Cub # 4:** A FAMILY IS people talking and listening to each other.
- Cub # 5:** A FAMILY IS people caring about what happens to each other, and letting it show.
- Cub # 6:** A FAMILY IS people laughing and crying without feeling ashamed of it.
- Cub # 7:** A FAMILY IS people sharing with each other.
- Cub # 8:** A FAMILY IS people reaching out and leaning on each other.
- Cub # 9:** A FAMILY IS people having fun together.
- Cub # 10:** A FAMILY IS people giving strength to each other and feeling loyal to each other.
- Cub # 11:** A FAMILY IS people LOVING one another, through good times and bad.

Family Member Activity Badge

Family Member Song

People In A Family Should Do A Lot Together

Heart of America Council

Tune: Supercalifragiisticexpialidocious!

Chorus

People in a family should do a lot together,
In the house, or out of doors,
No matter what the weather,
Do not try to put it off
It's either now or never,
People in a family should do a lot together!

Mom and Dad should take the time
You'll be glad you did
To be a parent and a friend,
Do something with your kid.
One day they are tiny,
And the next day they are grown,
And before you know it,
You'll be living all alone.

Chorus

Go to a museum, see a show, or ride a bike,
Try your hand at fishing,
Or at camping, or a hike.
Swimming in a swimming pool
Or skiing on the snow,
Lots of things that you can do
and places you can go!

Family Member Activity Badge

Family Member Skit

Energy Savers

From BALOO'S BUGLE March 2004

Longhorn Council

Characters: Six Cub Scouts in uniform; one Den Leader in uniform.

Setting: Den meeting place, decorated as desired. Den leader sits at a table. As skit opens, all "Cub Scouts arrive together and sit down.

Den Leader: Today, let's take turns and tell how we can help to conserve energy in our homes.

Cub Scout 1: I know a good way. My mom doesn't use her clothes dryer as much as she used to. She uses a new solar energy device called a clothesline and hangs her laundry outside to dry in the sunshine.

Cub Scout 2: My dad said that if we filled a plastic bottle with water and put it in the tank in the bathroom, it would cut down on the amount of water used for flushing.

Cub Scout 3: Did you know that if you take showers you use a lot less water than if you take baths? Mom even uses a timer, and we have learned to take 3-minute showers at our house.

Cub Scout 4: We keep the drapes closed on summer days and keep them open for light and warmth in the winter.

Cub Scout 5: We keep the damper in our fireplace closed whenever we aren't using it. If it's left open in the winter, the warm air in the house escapes up the chimney and that's a waste.

Den Leader: (to last Cub Scout): Johnny, do you have anything to add about saving energy? (He turns to see that he is fast asleep.) I guess Johnny is the best energy saver of us all. (Curtain)

Family Member Activity Badge

Family Member Games

Santa Clara County Council Pow Wow Book 2000

Shopping – This is a variation of Kim's game. Fill a grocery bag with items from your cabinet before the den meeting. Close to the activity time, add cold items from the refrigerator. To play the game, put one item from the bag at a time, announce the name and lay it on the table. When the bag is empty put everything back in quickly. Give boys a paper and pencil and ask them to write down what items were on your shopping bag.

Who Are We? – Ask boys to bring baby pictures and family pictures to the next meeting. Hold the pictures up one at a time and try to guess who it is. Bring in family vacation pictures and try to guess where the family went. (Disney World, the White House, etc.)

Think of other ideas of pictures the boys can bring to show off (first fish catch, riding a horse, talking to someone famous, etc.) Take some den pictures and make up an album of your Webelos family or take slides and play music while you are watching them.


In earning the Family Member activity badge, the Webelos Scout will discover how to show love for his family and how important his family really is. A family member may sign off this activity badge.

Home Hazards - Before the Den Meeting, set up as many possible hazards around your house as you can (Safely, that is.) Examples: Pan on the stove with handle sticking out over the front, metal pan in the microwave, bag of newspapers in the middle of the stairs. (Empty) bottle of ammonia sitting in the corner, matches too close to the fireplace, gas can in the laundry room, pills (candy) laying on the counter. When the boys arrive, give them a paper and pencil and ask them to write down any hazards they see. During the opening period discuss the answers. Are there some that were not noticed? Ask them to take their lists home and check for similar things at their house.

Family Member Energy Survey

Modified from Circle Ten Council Pow Wow 1998

Stores, factories, cars, offices, schools, trucks, and planes use most of the energy in our country. But a lot of energy is used in our homes, and that is the one place that all of us can help to save energy. Here is an energy using home. How many things can you find that use energy?




List the things that you see that use energy. Circle the ones that waste energy.

- | | | |
|----------|-----------|-----------|
| 1. _____ | 6. _____ | 11. _____ |
| 2. _____ | 7. _____ | 12. _____ |
| 3. _____ | 8. _____ | 13. _____ |
| 4. _____ | 9. _____ | 14. _____ |
| 5. _____ | 10. _____ | 15. _____ |

Family Member Energy Survey

Modified from Circle Ten Council Pow Wow 1998

Stores, factories, cars, offices, schools, trucks, and planes use most of the energy in our country. But a lot of energy is used in our homes, and that is the one place that all of us can help to save energy. Here is an energy using home. How many things can you find that use energy?



List the things that you see that use energy. Circle the ones that waste energy.

- | <u>Bedrooms</u> | <u>Living Room</u> | <u>Cellar</u> |
|------------------------|--------------------|-------------------------|
| 1. Lights | 10. Lights | 21. Lights |
| 2. Hair Dryer | 11. Vacuum Cleaner | 22. Washer |
| 3. Clock | 12. Fireplace | 23. Dryer |
| 4. Television | <u>Kitchen</u> | 24. Freezer |
| 5. Stereo | 13. Lights | 25. Drill |
| <u>Bathroom</u> | 14. Toaster | 26. Furnace |
| 6. Lights | 15. Stove | 27. Water Heater |
| 7. Electric Raysor | 16. Dish Washer | <u>Outside</u> |
| 8. Electric Toothbrush | 17. Blender | 28. Lights |
| 9. Bath (Hot Water) | 18. Electric Knife | 29. Garage Door Opener |
| | 19. Croc Pot | 30. Car |
| | 20. Micro Wave? | 31. Air Conditioner |
| | | 32. Electric Lawn Mower |

Conservation Quiz

You can help to conserve energy and protect the environment by knowing the answers to these questions.

Fill in the blanks using the words from the list below.

1. Always turn the TV _____ when you're finished watching it.
2. Use a _____ or washable cloth to clean up messes instead of _____.
3. Save all your newspapers, _____, and bottles. Help your parents recycle them.
4. Don't leave the refrigerator door _____. Get what you need quickly and _____ the door.
5. Color on _____ sides of your paper.
6. Save energy by turning off the _____ when you leave an empty room.
7. Pick up garbage you see on the ground and _____ it away in a _____ can.
8. Don't leave the water _____ when you brush your teeth.
9. You are _____. You can _____ save the environment.

Words:

help

cans

throw

open

both

paper towels

lights

important

garbage

sponge

shut

running

off

Conservation Quiz

You can help to conserve energy and protect the environment by knowing the answers to these questions.

Fill in the blanks using the words from the list below.

1. Always turn the TV **off** when you're finished watching it.
2. Use a **sponge** or washable cloth to clean up messes instead of **paper towels**.
3. Save all your newspapers, **cans**, and bottles. Help your parents recycle them.
4. Don't leave the refrigerator door **open**. Get what you need quickly and **shut** the door.
5. Color on **both** sides of your paper.
6. Save energy by turning off the **lights** when you leave an empty room.
7. Pick up garbage you see on the ground and **throw** it away in a **garbage** can.
8. Don't leave the water **running** when you brush your teeth.
9. You are **important**. You can **help** save the environment.

Words:

help	open	lights	sponge
cans	both	important	shut
throw	paper towels	garbage	running off

Fire Prevention Quiz

Cub Scout Program Helps

Fill in the blanks using the words from the list.

rags	bird nests	drills
help	frayed	fire extinguishers
gasoline	electrical wiring	screens
chimneys	oily	fire escapes
matches		

1. Don't play with _____.
2. Keep _____ and other dangerous things away from fire or strong heat.
3. Destroy all _____ or greasy _____.
4. Check regularly all _____, switches and circuit breakers or fuses.
5. Know where the nearest _____ are in the buildings that you enter.
6. Replace _____ electrical cords.
7. Have fire _____ at home.
8. Have _____ in your home.
9. Cover fireplaces with _____.
10. Make certain that _____ and flues are clear of _____ and debris.
11. Smokey needs your _____.

Fire Prevention Quiz

Cub Scout Program Helps

Fill in the blanks using the words from the list.

rags

bird nests

drills

help

frayed

fire extinguishers

gasoline

electrical wiring

screens

chimneys

oily

fire escapes

matches

1. Don't play with **matches**.
2. Keep **gasoline** and other dangerous things away from fire or strong heat.
3. Destroy all **oily** or greasy **rags**.
4. Check regularly all **electrical wiring**, switches and circuit breakers or fuses.
5. Know where the nearest **fire escapes** are in the buildings that you enter.
6. Replace **frayed** electrical cords.
7. Have fire **drills** at home.
8. Have **fire extinguishers** in your home.
9. Cover fireplaces with **screens**.
10. Make certain that **chimneys** and flues are clear of **bird nests** and debris.
11. Smokey needs your **help**.

Fire Safety Quiz

Santa Clara County Council Pow Wow Book 1998

1. What should you do to be ready if fire should strike your home?
 - a. Keep pails of water handy.
 - b. Have an escape plan and rehearse it often.
 - c. Be ready to carry out furniture.
 - d. Have a suitcase already packed.

2. In making your escape plan, why should you know two ways out of every room?
 - a. So I can see different parts of the house when I practice.
 - b. In case fire or smoke blocks one escape route.
 - c. To keep people guessing.
 - d. To make home fire drills more fun.

3. If your clothing catches fire, what do you do?
 - a. Run for help.
 - b. Look for water to throw on yourself.
 - c. Roll on the floor or ground, wrapping yourself in a coat, blanket, or rug, if possible.
 - d. Try to blow out the fire.

4. What should you use for light in a dark closet where there is no light bulb?
 - a. A match.
 - b. A candle.
 - c. A cigarette lighter.
 - d. A flashlight.

5. When you check extension cords in your home for fire hazards, what should you look for? Choose two.
 - a. Frayed, broken insulation.
 - b. Whether the color matches the woodwork.
 - c. Whether they run under rugs.
 - d. Whether the plug is brown or white.

6. If there are small children in your home, you should be especially careful that they cannot play with which of these?
 - a. Pile of blankets
 - b. Matches
 - c. Tennis Balls
 - d. Pots and Pans

7. In checking around a furnace for fire hazards, you should remove which of these?
 - a. Fishing rods and reels.
 - b. Table.
 - c. Garden Tools
 - d. Gasoline can, greasy rags, newspapers

Fire Safety Quiz

Santa Clara County Council Pow Wow Book 1998

1. What should you do to be ready if fire should strike your home?
 - a. Keep pails of water handy.
 - b. Have an escape plan and rehearse it often.**
 - c. Be ready to carry out furniture.
 - d. Have a suitcase already packed.

2. In making your escape plan, why should you know two ways out of every room?
 - a. So I can see different parts of the house when I practice.
 - b. In case fire or smoke blocks one escape route.**
 - c. To keep people guessing.
 - d. To make home fire drills more fun.

3. If your clothing catches fire, what do you do?
 - a. Run for help.
 - b. Look for water to throw on yourself.
 - c. Roll on the floor or ground, wrapping yourself in a coat, blanket, or rug, if possible.**
 - d. Try to blow out the fire.

4. What should you use for light in a dark closet where there is no light bulb?
 - a. A match.
 - b. A candle.
 - c. A cigarette lighter.
 - d. A flashlight.**

5. When you check extension cords in your home for fire hazards, what should you look for? Choose two.
 - a. Frayed, broken insulation.**
 - b. Whether the color matches the woodwork.
 - c. Whether they run under rugs.**
 - d. Whether the plug is brown or white.

6. If there are small children in your home, you should be especially careful that they cannot play with which of these?
 - a. Pile of blankets
 - b. Matches**
 - c. Tennis Balls
 - d. Pots and Pans

7. In checking around a furnace for fire hazards, you should remove which of these?
 - a. Fishing rods and reels.
 - b. Table.
 - c. Garden Tools
 - d. Gasoline can, greasy rags, newspapers**

Calling for Help Cryptogram

San Gabriel, Long Beach Area, Verdugo Hills Councils

You must discover what number is assigned to each letter, and then fill in the blanks to complete the message. Four letters have been identified for you. Have the boys work together to get started. If they have trouble, give them another letter such as L.

A	B	C	D	E	F	G	H	I	J	K	L	M	N	O	P	Q	R	S	T	U	V	W	X	Y	Z
12				2													7		18						

1	2	3	4	5	6	7	8	9	10	11	12	13	14	15	16	17	18	19	20	21	22	23	24	25	26
	E					R					A				T										

$\frac{\quad}{6}$ $\frac{\quad}{21}$ $\frac{E}{2}$ $\frac{A}{12}$ $\frac{\quad}{1}$ $\frac{E}{2}$ $\frac{\quad}{6}$ $\frac{\quad}{23}$ $\frac{\quad}{1}$ $\frac{T}{16}$ $\frac{E}{2}$ $\frac{\quad}{13}$ $\frac{E}{2}$ $\frac{R}{7}$ $\frac{E}{8}$ $\frac{\quad}{2}$ $\frac{\quad}{15}$ $\frac{\quad}{4}$ $\frac{\quad}{10}$

$\frac{\quad}{24}$ $\frac{\quad}{15}$ $\frac{\quad}{19}$ $\frac{\quad}{23}$ $\frac{R}{7}$ $\frac{\quad}{13}$ $\frac{A}{12}$ $\frac{T}{16}$ $\frac{\quad}{24}$ $\frac{\quad}{23}$ $\frac{\quad}{15}$ $\frac{\quad}{19}$ $\frac{\quad}{23}$ $\frac{R}{7}$ $\frac{E}{2}$ $\frac{A}{12}$ $\frac{\quad}{4}$ $\frac{\quad}{22}$

$\frac{\quad}{13}$ $\frac{E}{2}$ $\frac{\quad}{13}$ $\frac{\quad}{20}$ $\frac{E}{2}$ $\frac{R}{7}$ $\frac{\quad}{23}$ $\frac{\quad}{19}$ $\frac{\quad}{10}$ $\frac{\quad}{23}$ $\frac{\quad}{26}$ $\frac{R}{7}$ $\frac{\quad}{19}$ $\frac{A}{12}$ $\frac{\quad}{13}$ $\frac{\quad}{24}$ $\frac{\quad}{21}$ $\frac{\quad}{10}$

$\frac{\quad}{20}$ $\frac{\quad}{10}$ $\frac{\quad}{10}$ $\frac{\quad}{23}$ $\frac{\quad}{26}$ $\frac{R}{7}$ $\frac{T}{16}$ $\frac{E}{2}$ $\frac{\quad}{21}$ $\frac{E}{2}$ $\frac{\quad}{6}$ $\frac{\quad}{22}$ $\frac{\quad}{23}$ $\frac{\quad}{15}$ $\frac{E}{2}$ $\frac{\quad}{1}$ $\frac{\quad}{1}$ $\frac{\quad}{23}$

$\frac{\quad}{24}$ $\frac{T}{16}$ $\frac{\quad}{24}$ $\frac{\quad}{1}$ $\frac{A}{12}$ $\frac{\quad}{25}$ $\frac{A}{12}$ $\frac{\quad}{24}$ $\frac{\quad}{21}$ $\frac{A}{12}$ $\frac{\quad}{20}$ $\frac{\quad}{21}$ $\frac{E}{2}$ $\frac{\quad}{17}$ $\frac{\quad}{22}$ $\frac{E}{2}$ $\frac{\quad}{15}$ $\frac{A}{12}$

$\frac{R}{7}$ $\frac{E}{2}$ $\frac{A}{12}$ $\frac{\quad}{21}$ $\frac{E}{2}$ $\frac{\quad}{13}$ $\frac{E}{2}$ $\frac{R}{7}$ $\frac{E}{8}$ $\frac{\quad}{2}$ $\frac{\quad}{15}$ $\frac{\quad}{4}$ $\frac{\quad}{10}$ $\frac{\quad}{23}$ $\frac{\quad}{4}$ $\frac{\quad}{4}$ $\frac{\quad}{26}$ $\frac{R}{7}$ $\frac{\quad}{1}$.

Calling for Help Cryptogram

San Gabriel, Long Beach Area, Verdugo Hills Councils

You must discover what number is assigned to each letter, and then fill in the blanks to complete the message. Four letters have been identified for you. Have the boys work together to get started. If they have trouble, give them another letter such as L.

A	B	C	D	E	F	G	H	I	J	K	L	M	N	O	P	Q	R	S	T	U	V	W	X	Y	Z
12	20	4		2	19	8	22	24			21	13	15	23	6		7	1	16	26	25	17		10	

1	2	3	4	5	6	7	8	9	10	11	12	13	14	15	16	17	18	19	20	21	22	23	24	25	26
S	E		C		P	R	G		Y		A	M		N	T	W		F	B	L	H	O	I	V	U

P L E A S E P O S T E M E R G E N C Y
 6 21 2 12 1 2 6 23 1 16 2 13 2 7 8 2 15 4 10

I N F O R M A T I O N F O R E A C H
 24 15 19 23 7 13 12 16 24 23 15 19 23 7 2 12 4 22

M E M B E R O F Y O U R F A M I L Y
 13 2 13 20 2 7 23 19 10 23 26 7 19 12 13 24 21 10

B Y Y O U R T E L E P H O N E S S O
 20 10 10 23 26 7 16 2 21 2 6 22 23 15 2 1 1 23

I T I S A V A I L A B L E W H E N A
 24 16 24 1 12 25 12 24 21 12 20 21 2 17 22 2 15 12

R E A L E M E R G E N C Y O C C U R S .
 7 2 12 21 2 13 2 7 8 2 15 4 10 23 4 4 26 7 1