

Artist Word Search

Directions

Find the words in the puzzle that are listed below.

The words are horizontal, vertical, and diagonal, forwards and backwards.

All of the words are associated with the Artist Activity Badge!

Put the unused letters in the boxes to find a hidden message!

P A S T E L S C R E A T C E
O A S C R A P B O O K P A A
R L I N E S W F O E R E N K
T O F N A R T R Y X N V
F S K E T C H A B P C A
O S O I L M A R T I S T
L N L C N E E U L M
I O D E S I G N S S U
O R Y N O I S I V H I
S H A P E S M O B I L E D
D R A W P R O F I L E
C O L L A G E N M

H I D D E N M E S S A G E

C R E A T E A W O R K O F A R T !

ARTIST
BRUSH
CANVAS
CLAY
COLLAGE
COLORS
CRAYONS
DESIGNS

DRAW
EXPRESSION
FRAME
LINES
MEDIUM
MOBILE
OIL
PAINTING

PASTELS
PENCIL
PORTFOLIO
PROFILE
SCRAPBOOK
SHAPES
SKETCH
VISION

Rich Smith
6/21/06

Artist Signoff

Requirement							
Do both of these requirements:							
1. Talk to an artist or to your art teacher about the different occupations in the art field.							
2. Create a scrapbook (portfolio) of your Artist activity badge projects and show it to your Den Leader.							
And do four of these requirements:							
3. Draw or paint an original picture out-of-doors. Frame the picture for your room or home.							
4. List the primary and secondary colors. Explain what happens when you combine colors.							
5. Using a computer, make six original designs using straight lines, curved lines, or both.							
6. Draw a profile of a member of your family.							
7. Use clay to sculpt a simple object.							
8. Make a mobile, using your choice of materials.							
9. Make an art construction, using your choice of materials.							
10. Create a collage that expresses something about you.							
11. Earn the Cub Scout Academics belt loop for Art .							

Artist Activity Badge

Requirement 1

What careers or jobs are in the art field?

Teaching

1. _____
2. _____
3. _____
4. _____
5. _____

Newspaper

1. _____
2. _____
3. _____
4. _____
5. _____

Marketing

1. _____
2. _____
3. _____
4. _____
5. _____

Magazines/ Books

1. _____
2. _____
3. _____
4. _____
5. _____

Television

1. _____
2. _____
3. _____
4. _____
5. _____

Other

1. _____
2. _____
3. _____
4. _____
5. _____

Artist Activity Badge

Requirement 1

What careers or jobs are in the art field?

Teaching

1. Art (History, Design)
2. Directing
3. Visual and Audio Productions
4. Fashion Design
5. Architecture

Newspaper

1. Advertising
2. Art Editor
3. Cartoonist
4. Art Critic
5. Art Reviews

Marketing

1. Illustrator
2. Sales Brochures
3. Greeting Cards
4. Invitations
5. Logos

Magazines/ Books

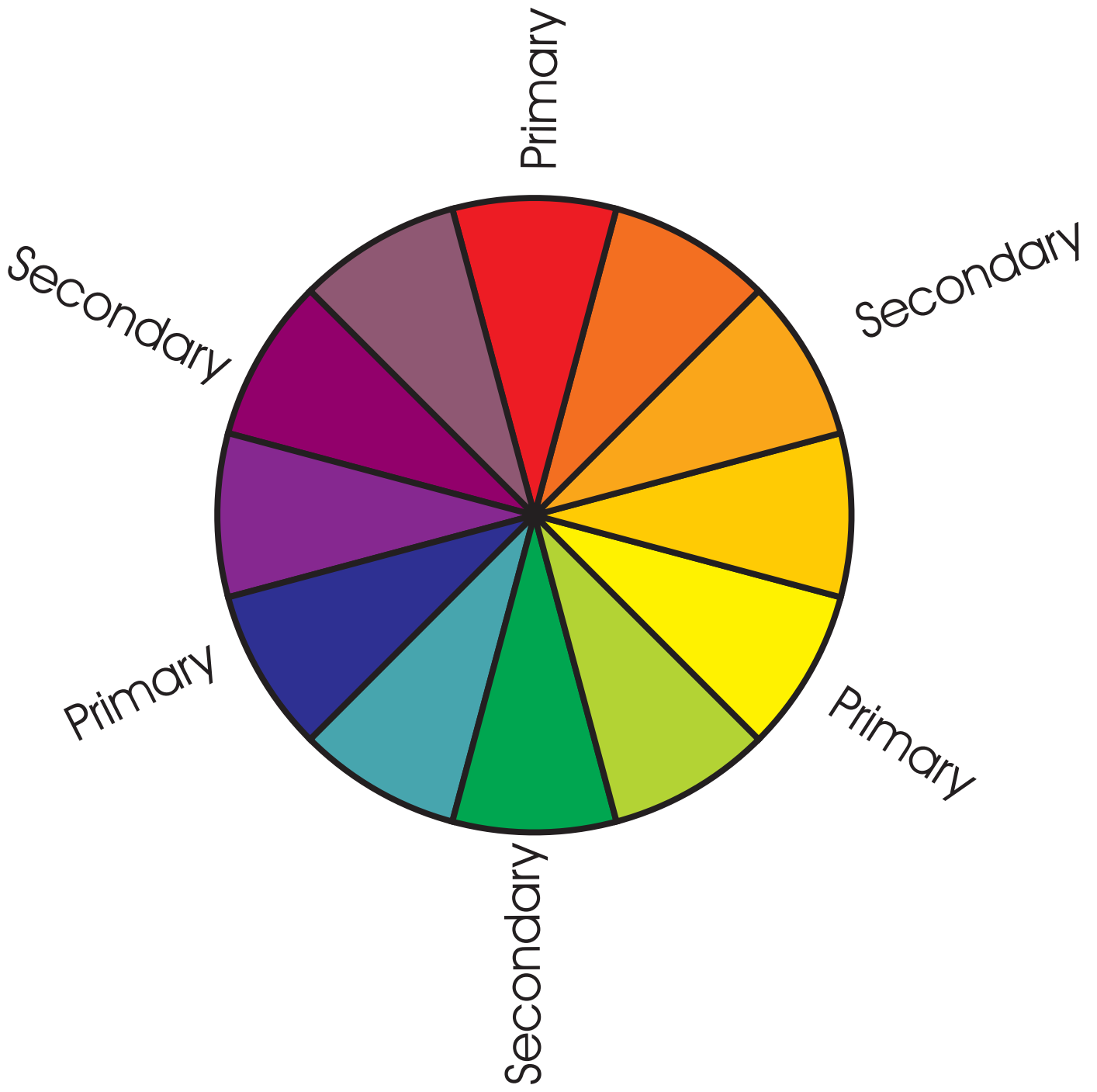
1. Advertising
2. Art Editor
3. Illustrator
4. Photography
5. Art Reviews

Television

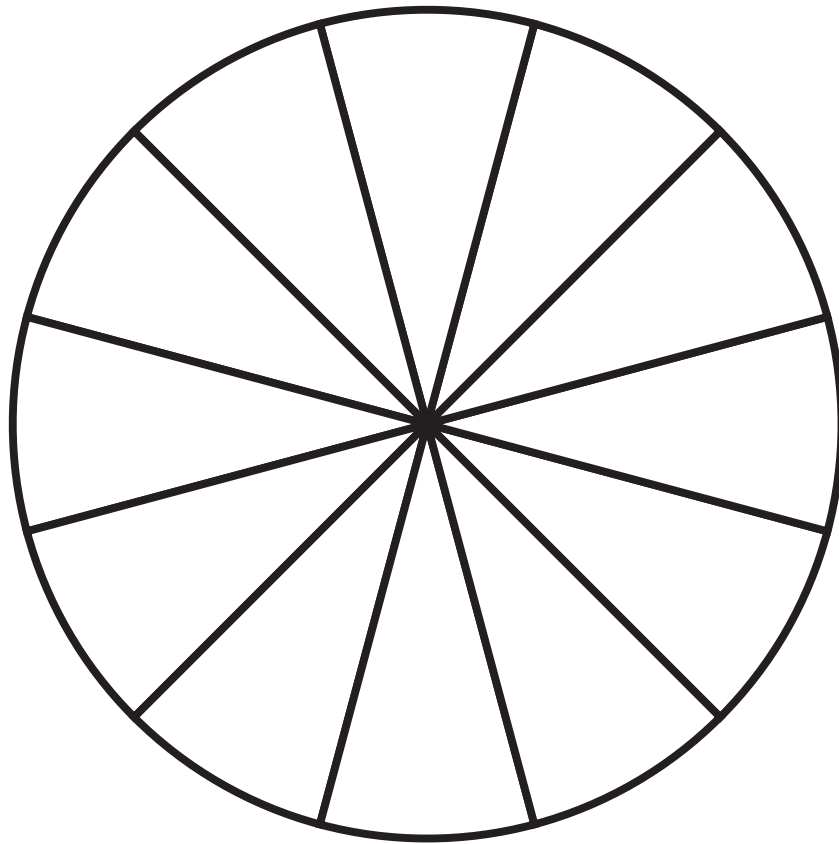
1. Commercials
2. Art Director
3. Advertising
4. Animation
5. Graphic Design

Other

1. Museum Curator
2. Art Gallery
3. Fashion Design
4. Industrial Design
5. Interior Design



Part 4 of Artist



What are the three Primary colors?

_____ ' _____ ' _____

What are the three Secondary colors?

_____ ' _____ ' _____

How do you combine colors?

Artist Activity Badge

Primary and Secondary Colors

Requirement 4

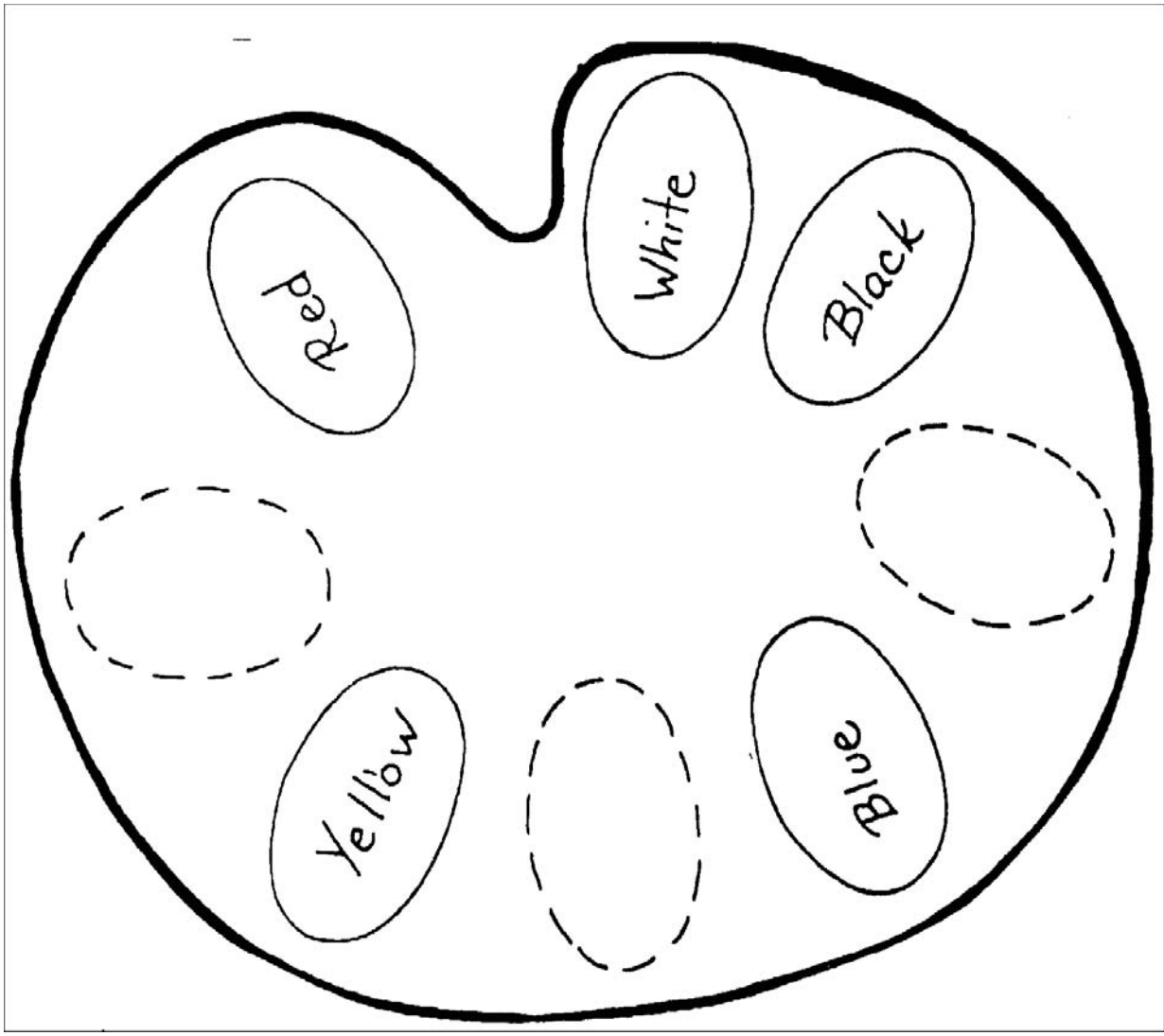
Color Palette

Circle 10 Council 1999 Pow Wow

Reproduce this palette on cardstock and have the boys use finger paints or acrylic paints to fill in the primary colors (red, blue and yellow). Then, have them mix those colors to get the secondary colors in the dotted lines.

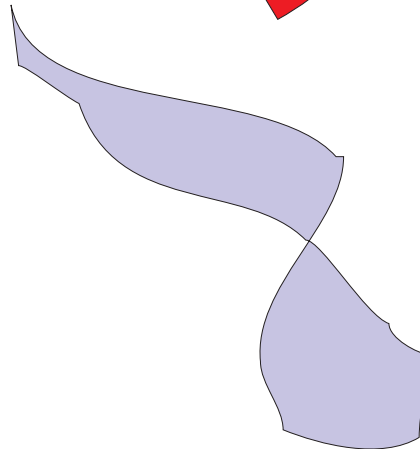




By adding white or black to each color, a lighter or darker shade will result.

You could also let the boys decorate cookies and use frosting to create colors.



Part 5 of Artist

Six designs using straight lines, curved lines or both.



Soft Clay that can be baked

Supplies:

Large saucepan

1 cup of cornstarch

1 pound box of baking soda

1 ½ cups of water

Spoon: Cornstarch

Plastic wrap or waxed paper

Toothpick; baking sheet

Paint; paintbrush

Tube-style crafts paints

Instructions:

1 In a large saucepan combine 1 cup of cornstarch and the baking soda. Stir in 1 ½ cups of water. Cook over low heat, stirring until mixture thickens and forms a ball. (looks like instant mashed potatoes) Remove from heat.

1. Turn clay out onto a surface dusted lightly with cornstarch. When cool enough to handle, knead the clay until smooth.

3. Cover the clay with plastic wrap or waxed paper: cool completely. If wrapped tightly in plastic wrap, clay can be refrigerated for up to 2 weeks.

4. To make a plaque, roll a chunk of homemade clay onto a piece of waxed paper. Flatten the clay to be about 1 inch thick. Carefully place your pet's name into the clay with a toothpick.

5. Place clay onto a baking sheet and bake in a 300° oven for 30 minutes. Turn off the oven; leave baking sheet in oven 1 hour more. If the clay is still moist, place on a wire rack and air-dry completely before painting. Allow one color to dry before painting with another color. Fill in your pet's name with a squeeze-tube craft paint.

Artist Talk Webelos I

Artist Belt Loop

Complete these **three** requirements:

- _____ 1. Make a list of common materials used to create visual art compositions.
- _____ 2. Demonstrate how six of the following elements of design are used in a drawing: line, circles, dots, shapes, colors, patterns, textures, space, balance, or perspective.
- _____ 3. Identify the three primary colors and the three secondary colors that can be made by mixing them. Show how this is done using paints or markers. Use the primary and secondary colors to create a painting.

Artist Academics Pin

Earn the **Art Belt Loop**, and complete **six** of the following requirements:

- _____ 1. Visit an art museum, gallery, or exhibit. **Go to the Mazza at the University of Findlay!**
 - _____ 2. Create **2** self-portraits using **2** different art techniques, such as drawing, painting, printmaking, sculpture, or computer illustration.
 - _____ 3. Demonstrate how to make paper. Make a sample at least 4 inches by 4 inches.
 - _____ 4. Make a sample silkscreen or stencil. Print a card or T-shirt.
 - _____ 5. Create a freestanding sculpture or mobile using wood, metal, soap, papier-mâché, or found objects.
 - _____ 6. Create an object using clay that can be fired, baked in the oven, or hardened in water.
 - _____ 7. Photograph **4** subjects in 1 theme, such as landscapes, people, animals, sports, or buildings.
 - _____ 8. Make a collage using several different materials.
 - _____ 9. Use your artistic skills to create a postage stamp, book cover, or music CD cover.
 - _____ 10. Use a computer illustration or painting program to create a work of art.
 - _____ 11. Display your artwork in a pack school, or community art show.
-

Artist Talk Webelos I

Artist Belt Loop

Complete these **three** requirements:

- _____ 1. Make a list of common materials used to create visual art compositions.
- _____ 2. Demonstrate how six of the following elements of design are used in a drawing: line, circles, dots, shapes, colors, patterns, textures, space, balance, or perspective.
- _____ 3. Identify the three primary colors and the three secondary colors that can be made by mixing them. Show how this is done using paints or markers. Use the primary and secondary colors to create a painting.

Artist Academics Pin

Earn the **Art Belt Loop**, and complete **six** of the following requirements:

- _____ 1. Visit an art museum, gallery, or exhibit. **Go to the Mazza at the University of Findlay!**
- _____ 2. Create **2** self-portraits using **2** different art techniques, such as drawing, painting, printmaking, sculpture, or computer illustration.
- _____ 3. Demonstrate how to make paper. Make a sample at least 4 inches by 4 inches.
- _____ 4. Make a sample silkscreen or stencil. Print a card or T-shirt.
- _____ 5. Create a freestanding sculpture or mobile using wood, metal, soap, papier-mâché, or found objects.
- _____ 6. Create an object using clay that can be fired, baked in the oven, or hardened in water.
- _____ 7. Photograph **4** subjects in 1 theme, such as landscapes, people, animals, sports, or buildings.
- _____ 8. Make a collage using several different materials.
- _____ 9. Use your artistic skills to create a postage stamp, book cover, or music CD cover.
- _____ 10. Use a computer illustration or painting program to create a work of art.
- _____ 11. Display your artwork in a pack school, or community art show.

Jobs for Artists

Photography
Interior Design
Exterior Design
Flower Arranging
Painting
Greeting Card Design
Sculpting
Jewelry Making
Caricature Drawing
Face Painting
Web Site Design
Printmakers
Fine Artists
Ceramics
Stained Glass
Calligraphy

Commercial Artists

Illustrators
Graphic Designers
Cartoonists
Sketch Artists
Art Teachers
Police Artist
Billboard Artists