



# AMERICAN ELM DISTRICT



Volume 5, Issue 3  
March, 10, 2005

Welcome to American Elm District Cub Scout  
Roundtable Electronic edition  
Webelos activity badges Sportsman and Family Member

## Theme: Waterways of the U. S. A.



Last week, we lost a good friend and Camp Berry's Ranger Rick.

He will be missed by all Scouters in NW Ohio. Many things still need to be done for this year's camping season! I'd like to take the time to

challenge Scouters to help out. Rick was always there to give us a hand and now the Camps need our help. Let the office know that you have a day, weekend or some time to do a job. Rick loved Camp Berry and we can get it spruced up for others to enjoy its natural beauty. Memorials were to Black Swamp Area Council.



Hold fast to dreams for if dreams die,  
Life is a broken-winged bird that cannot fly.  
Hold fast to dreams for when dreams go,  
Life is a barren field frozen with snow.  
Langston Hughes

## Ocean Puzzle

By Heart of America

J	P	L	H	S	I	F	R	A	T	S	W	W	R	C
Z	F	S	C	H	O	O	L	D	C	U	Z	C	K	A
F	S	T	A	O	B	S	E	U	A	B	B	H	F	I
M	T	S	E	F	R	E	B	D	P	M	F	M	I	Z
S	C	G	B	X	P	A	I	S	L	A	N	D	S	V
U	U	H	N	B	D	S	L	C	T	R	I	I	H	A
R	R	J	L	I	O	H	N	R	I	I	O	V	A	L
F	R	U	V	Q	L	E	N	I	E	N	D	E	R	L
I	E	I	T	U	P	L	X	E	A	E	A	E	K	E
N	N	O	M	H	L	V	P	L	T	F	T	S	Y	
G	T	U	N	A	I	S	A	T	L	A	N	T	I	S
S	S	I	J	L	N	L	F	Y	K	O	H	U	S	T
F	S	A	D	G	F	L	I	P	P	E	R	W	O	Y
O	H	H	W	A	V	E	S	E	A	W	E	E	D	M
Y	B	H	E	E	L	R	T	U	C	Z	U	U	R	M

### WORDS FOR THE OCEAN PUZZLE

- |            |              |          |
|------------|--------------|----------|
| ALGAE      | SCHOOL       | ATLANTIS |
| BEACH      | SCUBA DIVING | BOATS    |
| SEAWEED    | CORAL REEF   | SHARKS   |
| DEEP BLUE  | SUBMARINE    | DIVE     |
| SURFING    | DOLPHIN      | TIDAL    |
| EXPLORER   | TIDES        | FISH     |
| TITANIC    | FLIPPER      | TUNA     |
| ISLANDS    | VALLEYS      | MOON     |
| WAVES      | MOUNTAINS    | WHALE    |
| SEA SHELLS | CURRENTS     | STARFISH |

**PRE OPENING ACTIVITIES**

**American Waterway Quiz**

By Great Salt Lake Council

1. Which State has the most waterfalls? \_\_\_\_\_
2. Which three rivers are shared with another country [Canada and Mexico]? \_\_\_\_\_
3. Which state has the most man made lakes? \_\_\_\_\_
4. Which waterfall is the most famous? \_\_\_\_\_
5. Which lakes border Canada? \_\_\_\_\_
6. Which three States border Lake Superior? \_\_\_\_\_
7. Which U. S. river is the longest, 2,348 miles? \_\_\_\_\_
8. Which is the 2nd longest, 2, 315 miles? \_\_\_\_\_

- A. Niagara River, Rio Grande, St. Lawrence.
- B. California (8)
- C. Michigan, Wisconsin, Minnesota.
- D. Utah – Utah, Lake Mead, Lake Powell
- E. Ontario, Champlain, Erie, Huron, Superior, Memphremogog, Lake of the Woods.
- F. Mississippi
- G. Missouri
- H. Niagra Falls

**ANSWERS TO OCEAN PUZZLE**

J P L H S I F R A T S W W R C  
 Z F S C H O O L D C U Z C K A  
 F S T A O B S E U A B B H F I  
 M T S E F R E B D P M F M I Z  
 S C G B X P A I S L A N D S V  
 U U H N B D S L C T R I I H A  
 R R J L I O H N R I I O V A L  
 F R U V Q L E N I E N D E R L  
 I E I T U P L X E A E A E K E  
 N N O O M H L V P L T F T S Y  
 G T U N A I S A T L A N T I S  
 S S I J L N L F Y K O H U S T  
 F S A D G F L I P P E R W O Y  
 O H H W A V E S E A W E E D M  
 Y B H E E L R T U C Z U U R M

**Answers to American Waterways Quiz**

- 1. B      2. A      3. D      4. H
- 5. E      6. C      7. F      8. G

**Underwater World**

By Heart of America Council

T R H M L O S B D A T  
 S E L A H W D E E F G  
 W T V C K R E N T R O  
 A S M T R W S L K I K  
 N B L L A N E M O N E  
 S O D E H U Q U K J L  
 U L S D S H R I M P A  
 O C T O P U S A E O R  
 Y C A O I P L H S R O  
 S I R U R C H I N P C  
 T P F A M O O Z K O T  
 E M I D B P R Y W I V  
 R E S S E A H O R S E  
 P O H N Y V T M W E L

**WORDS FOR UNDERWATER WORLD**

- |          |          |         |
|----------|----------|---------|
| WHALE    | RAY      | URCHIN  |
| SEAHORSE | CRAB     | SHARK   |
| PORPOISE | CLAM     | OYSTER  |
| SEAWEED  | STARFISH | ANEMONE |
| CORAL    | SHRIMP   | OCTOPUS |
| LOBSTER  |          |         |



Cub patch



Family patch




Leader patch



Pack patch

For requirements [www.cubroundtable.com](http://www.cubroundtable.com)  
 Check the clipart page.

**ANSWER FOR UNDERWATER WORLD**



**OPENING CEREMONY  
WATER FUN  
BY Heart of America**

**Six Ships of Scouting**

Six Cub Scouts appear in sailor’s hats. They carry pieces of poster board cut out in the shape of sips. In large print are the words representing the six “ships” of Scouting.

**Cubmaster:** Tonight, we are going to tell you about the six ships of Scouting. These are the ships that guide us through life.

**1st Mate:** SCHOLAR-SHIP. This ship is very important on the sea of education. Her flag bears the symbols of the letter “A, and a plus sign as well!

**2nd Mate:** FELLOW-SHIP. This ship stands for good spirit, fine cooperation and never failing unity. Its flag flies high - it is the flag of Scouting.

**3rd Mate:** FRIEND-SHIP. This is the most beautiful ship of all. It is true blue and its flag is golden, because friendship itself is golden.

**4th Mate:** SPORTSMAN-SHIP. This ship stands for all that’s fair. It never veers from its course. Its flag is never at half-mast

**5th Mate:** WORKMAN-SHIP. This ship’s every line, every part, every mast, represents the best that a person can give. Its flag bears a laurel wreath.

**6th Mate:** STATESMEN-SHIP. This ship represents wise guidance, constant counsel, unselfish interest and sincere endeavor. Its flag is white for purity.

**Cubmaster:** And there you have the six strong and sturdy ships to brave the sea of life. Would the audience please rise and join in the Pledge of Allegiance.

**SEVEN SEAS AND SEVEN CONTINENTS**

Seven Webelos are spaced in back of the narrator in a semi-circle. If opening is held outdoors, the boys may hold sparklers, if Indoors, candles.

**NARRATOR:** The seven lights you see in the boys’ hands represent the seven seas and the seven continents from which our forefathers came to this great land of ours seeking liberty. Our most famous “Statue of Liberty” has seven spikes coming out of her crown to represent the same seven seas and seven continents. Let us bow our heads for a minute in thanksgiving to our ancestors who came to this land and to the Almighty who guided them here.

(Pause)

Now will everyone please stand as we say the Pledge of Allegiance to our flag let us also be reminded of our freedom as represented by the Statue of Liberty.

**FLAG CEREMONY  
I LOVE THIS GREAT AMERICA**

By Great Salt Lake Council

(Tune: Battle Hymn of the Republic)

I love this great America the land that God has blessed,

Where the hope that stirs the hearts of men will be suppressed.

Through the flame of faith came forth a nation choice above the rest.

This great America.

**Chorus**

Glory to the land of freedom,

Glory to the land of freedom.

Glory to the land of freedom,

I love America.

I love this great America the land of Liberty,

For I know the price of freedom countless others paid for me,



Do we hear their call to carry on and serve as  
valiantly?

This great America.

America stands for freedom and America  
stands for good.

We know as we live in this great land we  
love her as we should,

Our eyes do tear of battles fought for freedom for  
us all

We love the Flag and this great land it's freedom  
for us all.

May we all be united by the bonds of  
brotherhood.

May we learn to love each other for in every soul  
is good.

Let us live in peace upon the land where people  
of valor stood.

**THIS GREAT AMERICA**

[Chorus]

### AUDIENCE PARTICIPATION

#### The Cub Scout Knot story

**ROPE** I'm fit to be tied  
**KNOT** Cross arms in front and say What Knot  
**CUB SCOUT** Where's the cookies  
**DEN MEETING** Paint cut glue

For those of you who can't imagine that a **ROPE**  
can come alive this story may be  
hard to believe. Once there was a four foot piece  
of **ROPE** who wanted to become a **CUB SCOUT**.  
The **ROPE** knew that in **DEN MEETINGS CUB**  
**SCOUTS** learned to tie **KNOTS** in **ROPES**. And  
he had always wanted to learn how to tie himself  
into a **KNOT**.

So the **ROPE** checked with a **CUB SCOUT** he  
knew to find out when the next **DEN MEETING**  
was to be held. He put on his best tie hitched up  
his pants and headed for the meeting. The **ROPE**  
could tell he was at the right house because  
several **CUB SCOUTS** were arriving to begin the  
**DEN MEETING**. The **ROPE** walked right in and  
said to the leader, "I want to be a **CUB SCOUT**  
and attend your **DEN MEETINGS**." "But,"  
the den leader said, "I can **KNOT** let a **ROPE** be  
a **CUB SCOUT**!"

Well, the **ROPE** was really upset.. He ran out of  
the **DEN MEETING KNOT** knowing what to do  
next. He ran out into the gravel road and was run  
over by a bread truck. The **ROPE** was tumbled,

rolled, crunched, and in general pretty messed up.  
His ends were all unraveled and he had been  
twisted into a quadruple half hitch **KNOT**! The **ROPE**  
couldn't even remember who he was. But somehow,  
he remembered he wanted to be a **CUB SCOUT**  
and that a **DEN MEETING** was going on that he  
should be attending.

He stumbled to the front door and knocked. The  
**CUB SCOUT** den leader halted the **DEN MEETING**  
to answer the door. When the den leader opened  
the door, there was the unraveled half hitched  
**ROPE**. "I want to be a **CUB SCOUT**." said the  
**ROPE**. The den leader looked at him and said,  
"Aren't you the **ROPE** that was here a few minutes  
ago." The **ROPE** looked right at the den leader and  
shouted, "I'm a frayed **KNOT**!"

### PACK ADVANCEMENT CEREMONIES

By Great Salt Lake Council

Summer is the time for getting wet. Before any water  
activity, review the buddy system with the Cubs and  
insist that it is used at all times whenever they are in  
the water. All activities in water need to be  
supervised by an adult who has completed the **Safe**  
**Swim Defense training** and they must have a  
commitment card with them.

#### Preparation:

- 1) Cut shark fins from poster paper and staple to the  
side of a 2x4 so that they stick up.
- 2) Spread a blue tarp on the floor, crumple it up to  
look like waves.
- 3) Put the shark fins in the water.
- 4) Lay a 2x4 across for a bridge.

#### Narration:

In order to get your awards you are going to have to  
cross the bridge without falling into the water  
because the sharks are waiting there to eat you.  
This is what life is like - if you get involved in  
tobacco, drugs, cheating in school, stealing, or  
telling lies, you are falling off the bridge; and you  
might drown or be eaten. Cub Scouting helps by  
teaching you to be honest, do your best and do  
good deeds. Your parents will guide you, so trust in  
them.

#### Presentation:

Have the boy's parents and Cub leaders come  
forward and hold hands as the boy walks across  
the bridge and holds their hands as he receives his  
awards. Then have him pin his mother with her  
mother's pin. Repeat this procedure for each boy.

**Parting thought:**

Leader Induction Ceremonies are also important to help the individual realize that they are a valued member of the pack. One way of doing this is when a new leader is announced to the pack, bring him or her up front and present the person with a Leader Survival Kit. Hold up each item so all can see as you present the items.

1. A rubber band to remind them to be flexible.
2. A piece of sandpaper to smooth out the rough edges.
3. A packet of yeast so they can rise to the occasion.
4. A few marbles to replace the ones they lose.
5. A safety pin to help them hold it all together.
6. And a chocolate kiss in appreciation for their willingness to serve as a Cub Scout leader.

**SAILING THE SEVEN SEAS**

By Heart of America Council

**EQUIPMENT:** Toy sailboat, seven candles in candlesticks, each with a small sign indicating what it represents (see below).

**PERSONNEL:** Narrator Cubmaster or awards chairman to move boat, light candles, and present badges.

This ceremony is written to cover all awards from Bobcat to Arrow of Light.

if you have no recipients for some badges, do not call for boys and parents to come forward; simply go on to the next award.

**NARRATOR:**

In days of old, men spoke of sailing the seven seas.

A sea voyage then was long and hard and very dangerous. Today our boys sail the Seven Seas of Cub Scouting. Their journey is quite different from that of the old days.

The first sea a boy navigates is the Bobcat Sea. (move boat to first candle)

Tonight we have — Cub Scouts who have crossed the Bobcat Sea. Will and please come forward with their parents. (Congratulate new Bobcats and give parents badges to pin on boy's uniform shirt)

Bobcats next sail across the Straits of Goodwill and into the Wolf Ocean.

We have — boys who have reached the Sands of Success and earned their Wolf badges. Will they and their parents please come forward. (Move boat, light candle, and present awards)

The Wolves sail on, over the Funtime Flow, and around the Cape of Akela. (move boat) When they are safe in the Harbor of Happiness, they have earned their Bear badge. (light candle) Will \_\_\_\_\_ and please come forward with their parents. (Present awards)

Some of our Wolves and Bears have steered their ships beyond their main port and reached the Island of Gold. (Move boat) Will the following boys

and their parents come forward to receive Gold Arrow points: names of boys. (Light candle and present awards)

Those who have steered to the Island of Gold might travel on into the Silver Surf. (move boat) They earn Silver Arrow points as tokens of their new skills. Will (name boys) please come forward with their parents. (present awards)

When a Cub Scout reaches fourth grade, he sails under the Bridge of Beginnings into the Webelos Waters. There he finds very special fish called activity badges. (move boat) Will the Webelos Den Leaders come forward and present the activity badges. (Den leader calls boys and parents forward

and presents badges. If Webelos badges are being presented, this is done next.)

Our Webelos Scouts sail on toward the Sea of Boy Scouting. Near the end of that voyage, they find something special pointing the way. It's the Arrow of Light. (move boat) The Arrow of Light is the highest award in Cub Scouting, and we are very proud that (name boys) have earned it. Will they and their parents come forward. (light candle and present awards)

**April Fools' Day Trick**

- A large button (about the size of a quarter)
  - A rubber band
  - A paper clip
  - A letter-sized envelope
1. Unbend a paper clip, then bend again, looping each end.
  2. Insert the rubber band through two of the button's holes, then wrap around the paper clip's end loops.
  3. Twist or wind up the button about 50 times until the rubber band is very twisty. Carefully insert the wind-up trick into the envelope.
  4. Tell your friends you want to show them something in the envelope. As they open the envelope, the button will unwind, making a loud noise. The more you wind up the button, the louder the noise.



### SKIT --- SUCCESSFUL FISHING

By great Salt Lake Council

A Cub is fishing and catching fish like crazy. Two other Cubs are watching and wondering what his secret is. They ask what his secret is and he just mumbles in reply. This happens exactly the same a couple more times. Finally the successful fisherman spits something in his hand and answers, "The secret is that you have to keep the worms warm."

[Works great with gummy worms.]

### GONE FISHING ADVANCEMENT

(This ceremony can be used indoors or at the waterfront.)

If you are **indoors**, pin the badges that were earned to a cardboard fish. Make a fishing pole out of a dowel, string and a paper clip hook. Put a paper clip bent into a circle into the mouth of the fish. Make the fish different colors according to the badge pinned to it and tell each boy who earned an advancement to go fishing for a (color) fish. Make a statement about the boys achievements and have the parents help the boy if needed.

If you are **at the water**, you could use the same process or you could use the water instead of a bucket to put the fish in. Simply wrap the badges tightly in tin foil and have the one who swims best in the water with the badges. When the boy casts his line out, the dad can attach the proper badge to the hook and give it a tug.

### CRAFTS WAVE BOTTLE

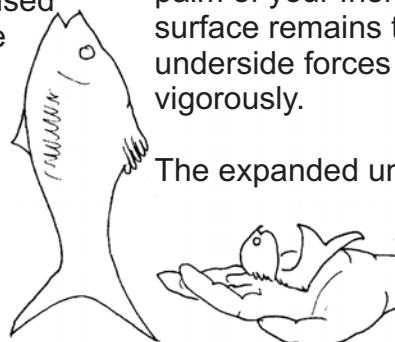
Clear plastic bottle with screw cap (16 oz. a good size)

Salad oil

Food coloring (usually blue)

Water

If using a 16 oz. bottle, pour 4 oz. salad oil in bottle. Add 8 oz. water that has been colored as desired. Screw cap on tightly. Rock the bottle gently and place on its side. (Waves are caused by wind but this gives a good example of the motion.)



### SHELL ART

**Supplies Needed:** Sea shells, whole or broken, large and small You can string them for a necklace or a bracelet. Glue a brooch pin from a craft store to the back of a large shell for a decorative pin. Large shells make great candy dishes, change dishes for Dad's dresser, paper clip holders, etc.

Fragments of shells: Use coffee can lid, arrange shells in design, glue them together with clear epoxy for a suncatcher or desk decoration.

### UNDERWATER VIEWER

**Supplies Needed:** 1/2 gallon milk cartons

Plastic wrap

Strong rubber bands

Cut bottom and top off carton. Stretch plastic wrap over one end (bottom), securing it tightly with the rubber band. Take it to a nearby pond and look at the activity under the surface! Acts like a diving mask so faces won't get wet. Objects will be slightly magnified.

### A LIVELY CELLULOID FISH

**Supplies Needed:** Scissors

Celluloid or sheet plastic

Cut a simple fish shape about 4" in length from a piece of celluloid or sheet plastic. Give your fish a fairly large tail, as shown below.

Tell your friend about the lifelike properties of this toy fish - how it will curl and wiggle in a friendly manner when placed in the palm of a warm hand.















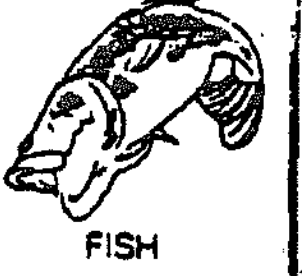





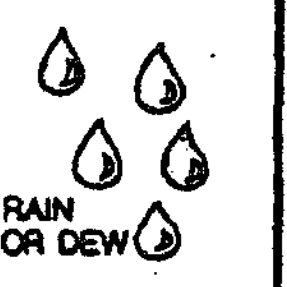



Let your friend rub his hands together for a moment or two, so that they really warm. Get him to extend one hand, palm uppermost, and place the fish in position. Within a few seconds the fish will be curling its head and tail up to meet each other.

The reason for this display of agility is the fact that the plastic does not become warm evenly. The underside expands as it is warmed by the palm of your friend's hand, but the cold upper surface remains the same. The expansion of the underside forces the toy fish to curl quite vigorously.

The expanded underside causes the fish to curl.



# B I N G O

SOIL 	CLOUD 	FLY 	BIRD SINGING 	LEAF 
PRAIRIE 	WIND 	TREE 	SEEDS 	AN ANIMAL MOVING 
AN ANIMAL EATING 	SPIDER 	free	BUTTERFLY 	FLOWER 
FISH 	GRASS 	HOLLOW LOG 	HILL 	NEST 
LAKE, STREAM OR RIVER 	RAIN OR DEW 	MUSHROOM 	SHADOW 	PINE CONE 

CHECK O~WHAT YOU SEE. YOU DO NOT NEED .10 PICK ANYTHING.

## A LEGEND --- THE GREAT FATHER MOSQUITO

By Great Salt Lake Council

One time there lived a giant Mosquito. He was bigger than a bear and more terrifying. When he flew through the air, the sun couldn't be seen and it became dark as night. The zooming of his wings was wilder than a storm. And when he was hungry, he would fly into a camp and carry off an Indian or two and pick their bones clean.

Again and again the Tuscarora tried to destroy the wild beast but their arrows fell off him like dew drops off a leaf. They did not know what to do.

So the chief and the medicine men in the tribe ordered a big meeting to pray to the Great Father in Heaven to take pity on them and help them destroy the monster Mosquito. They burned great fires and they sang, and they danced and they prayed.

The Great Father in Heaven, the Sky Holder, heard their loud cry for help and decided to come to their rescue. He came down from the sky, looking for the monster to do battle with him and destroy him.

The great Mosquito heard this and he knew he could not beat the Sky Holder, so he decided to run away. He flew and he flew. The only sound was the wild zooming of his wings through the air. But Sky Holder was after him just as fast.

The giant monster flew around lakes, over rivers and over mountains toward the East but Sky Holder kept after him, never tiring. When Sun was going down in a red mist at the end of the sky, he turned to look and saw the Great Father was coming nearer.

The battle was short and the monster Mosquito was destroyed. His blood spattered and flew in all directions. And... a strange thing happened. From the blood were born small mosquitoes with sharp stingers. No sooner were they born than they attacked Sky Holder without fear.

They stung him so hard he was sorry for what he had done, but he could not undo it. These small mosquitoes with the sharp stingers multiplied a thousand fold.

It happened long ago, but to this day we have thousands of mosquitoes with sharp stingers. - Tuscarora Legend

## A Webelos-ree? Yes! A Webelos-ree!

A district or council Webelos-ree enhances the outdoor program of Webelos dens. This guided experience emphasizes outdoor skills for Webelos Scouts and their parents.

Parental involvement enhances the activity for the boy and his parent and provides an additional source of adult supervision for events. Events should be planned to include skill training as needed, especially if the skill is unfamiliar to the participants.

A fun, interesting, and exciting experience at this event fulfills the purposes of Cub Scouting. A Webelos-ree may boost retention in the den and pack, and help create and bolster a Webelos Scout's desire to move into a Boy Scout troop.

[Http://www.scouting.org/cubscouts/resources/13-238/index.html](http://www.scouting.org/cubscouts/resources/13-238/index.html)



### Scope

<http://www.scouting.org/cubscouts/resources/13-238/scope.html>

### Objectives

<http://www.scouting.org/cubscouts/resources/13-238/objectives.html>

### Principles

<http://www.scouting.org/cubscouts/resources/13-238/principles.html>

### Planning

<http://www.scouting.org/cubscouts/resources/13-238/planning.html>

### Safety

<http://www.scouting.org/cubscouts/resources/13-238/safety.html>

### Meals

<http://www.scouting.org/cubscouts/resources/13-238/meals.html>

### Program Ideas

[Http://www.scouting.org/cubscouts/resources/13-238/ideas.html](http://www.scouting.org/cubscouts/resources/13-238/ideas.html)

### Schedules

<http://www.scouting.org/cubscouts/resources/13-238/schedule.html>

### Other Elements

<http://www.scouting.org/cubscouts/resources/13-238/other.html>

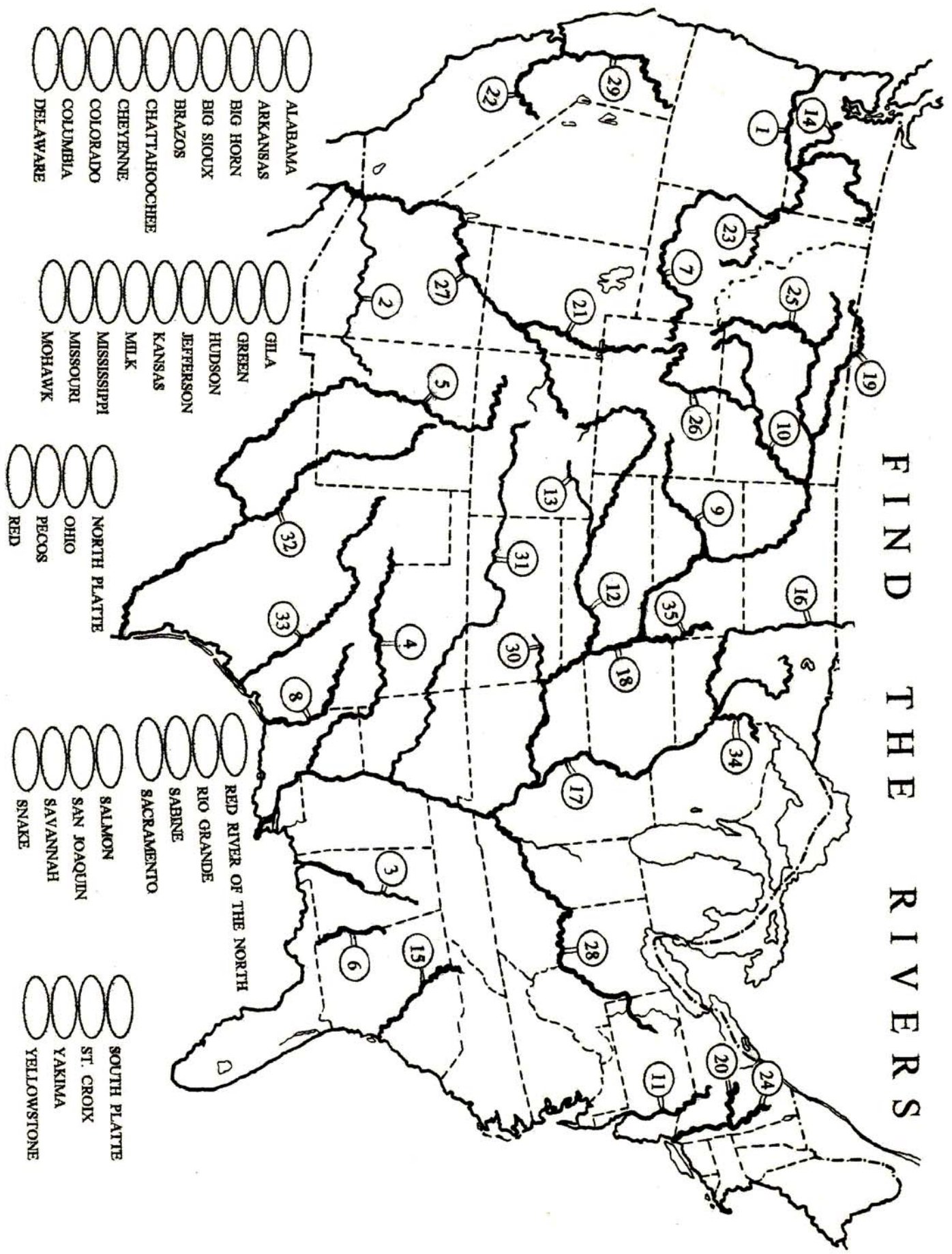
### Resources

[Http://www.scouting.org/cubscouts/resources/13-238/resources.html](http://www.scouting.org/cubscouts/resources/13-238/resources.html)



By Great Salt Lake Council

# FIND THE RIVERS



- ALABAMA
- ARKANSAS
- BIG HORN
- BIG SIOUX
- BRAZOS
- CHATTAHOOCHEE
- CHEYENNE
- COLORADO
- COLUMBIA
- DELAWARE

- GILA
- GREEN
- HUDSON
- JEFFERSON
- KANSAS
- MILK
- MISSISSIPPI
- MISSOURI
- MOHAWK

- NORTH PLATTE
- OHIO
- PECCOS
- RED

- RED RIVER OF THE NORTH
- RIO GRANDE
- SABINE
- SACRAMENTO
- SALMON
- SAN JOAQUIN
- SAVANNAH
- SNAKE

- SOUTH PLATTE
- ST. CROIX
- YAKIMA
- YELLOWSTONE

## Answers to Find the Rivers

3	Alabama	18	Missouri
31	Arkansas	20	Mohawk
26	Big Horn	12	North Platte
35	Big Sioux	28	Ohio
33	Brazos	32	Pecos
6	Chattahoochee	4	Red
9	Cheyenne	16	Red River of the North
27	Colorado	5	Rio Grande
1	Columbia	8	Sabine
11	Delaware	29	Sacramento
2	Gila	23	Salmon
21	Green	22	San Joaquin
24	Hudson	15	Savannah
25	Jefferson	7	Snake
30	Kansas	13	South Platte
19	Milk	34	St. Croix
17	Mississippi	14	Yakima
	10	Yellowstone	

## JOKES RUN-ONS

1. Where do swimmers sit to eat lunch? (At pool tables.)
2. Why are fish so well educated? (They travel in schools.)
3. Why are boats the cheapest kind of transportation? (They run on water.)
4. What lies at the bottom of the sea and shivers? (A nervous wreck.)
5. Where do sick boats go? (To the dock.)
6. What kind of rocks would you see in the Colorado River? (Wet ones.)
7. How often do ships sink? (Just once.)
8. When is a boat like a store? (When it has sails.)
9. Three men fell in the lake but only two got their hair wet, why? (One man was bald.)
10. Which state is the cleanest? (Wash.)

## Treats

### Edible Fishbowl

- 6 3oz. pkgs. blueberry gelatin
- 1 cup grapes
- 1 pkg. gummy fish

Prepare gelatin according to package. Pour gelatin into a clean fishbowl. Refrigerate until partially set. Make a river bottom by pouring the grapes into the fishbowl and pushing them to the bottom. Add gummy fish to the middle. Return to the refrigerator and chill thoroughly. Makes about 12 cups.

### Mud Parfaits

- Use clear plastic cups so they can see the layers.  
Spoon in layers of:
- Chocolate pudding
  - Whipped cream
  - Crushed chocolate cookie

## A Home A-Float

**Materials Needed:** 1" x 6" pine about 12" long, 1/4" x 2" pine (molding), saw, 3 small nails, hammer, rubberband, string, assorted wood scraps.

1. Draw the outline on the boat. Cut the shape out with the saw.

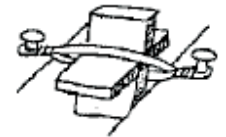


2. Cut the 1/4" x 2" pine into two pieces about 3" long. Carefully notch them in the ~ middle, half way through. Fit the pieces together to make a cross.

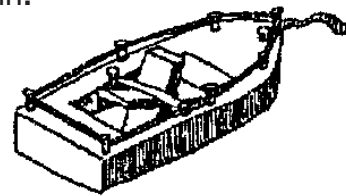
This is the paddle wheel.



3. Hammer two small nails onto either side of the opening at the back of the boat. They should stick up about 1/2" or so. Wrap the rubber band around the paddle (so that it straddles it) and hook the ends of the Rubberband over the two nails.



4. Hammer the third nail to the front of the boat, again leaving about 1/2" of the nail sticking up. Tie a length of string to this nail.  
5. Use assorted wood scraps to make a little cabin.



## Pontoon Sail Boat

By Heart of America Council

**Materials needed:** Two 1 liter mineral water bottles, two 3/4" x 8" strips of thin wood, two 5/8" wood spools, two 1" wood spools, 3/16" dowel stick, 1/8" dowel stick, 1 jumbo craft stick, paper reinforcements, white plastic trash bag, red spray paint, rubber band, fabric scrap, hole punch, Goop glue.

1. Prepare bottles,
2. Seal bottle lids with Goop glue.
3. Cut the 3/16" dowel into 2 pieces (17", 7'). Cut the 1/8" dowel into 2 pieces (6 1/2", 9")
4. Spray paint all wood and allow to dry.
5. Stack and glue 2 medium spools in the center of an 8" wood strip. Glue the 17"

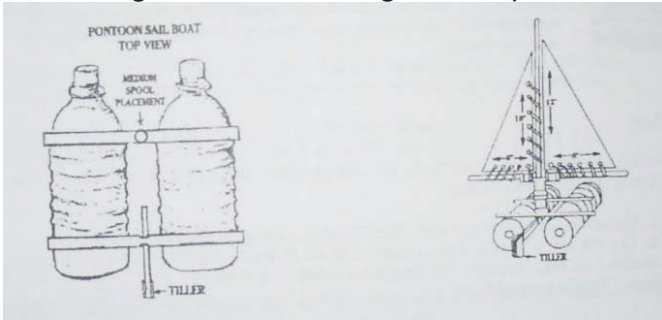
dowel into the spools. Glue small spools on opposite sides of mast above medium spools. Glue a spoon on one end of the 6 1/2" and 9" dowels. Lay bottles 3" apart and glue the strip with mast 4" from bottom of bottles.

6. Cut two 2" round ends from the craft stick and glue 1 on each side of the end of the 7" dowel. Cut a 1/4" notch in the center edge of the second wood strip. Place tiller in notch and loop rubber band around tiller and strip.

7. Glue strip with tiller 3" from bottle lids. Allow glue to dry.

8. Cut triangles from the plastic bag (12" tall and 8" across, 10" tall and 6" across). Glue reinforcements along square edges for sail and punch out centers. Lash sails in place with twine.

9. Cut flag from fabric and glue to top of mast.



### CLOSING CEREMONY Our Great Land

**Narrator:** Many of us will be on vacation trips this summer; others will take short treks. Every time I travel to other parts of our great land I think of the words of the song, "America the Beautiful." "O Beautiful for spacious skies, for amber waves of grain. For purple mountains' majesty above the fruited plain."

**Cub Scout 1:** Yes, our country is indeed beautiful:

**Cub Scout 2:** the charm of New England on the eastern coast to the deep blue lakes of our area,

**Cub Scout 3:** the towering mountains, the golden wheat fields, the roaring rivers, the expansive desert, and the giant redwoods of California.

**Cub Scout 4:** There is beauty in each of our 50 states. Be proud of your America and help keep it great.



### WEB SITES

By Great Salt Lake Council

**These sites are current as of 3-7-05**

[Http://www.sannet.gov/water/pdf/activitybook.pdf](http://www.sannet.gov/water/pdf/activitybook.pdf)

[Http://freepages.genealogy.rootsweb.com/~gentutor/rivers.html](http://freepages.genealogy.rootsweb.com/~gentutor/rivers.html)

[Http://www.fact-index.com/li/list\\_of\\_rivers\\_in\\_the\\_united\\_states.html](http://www.fact-index.com/li/list_of_rivers_in_the_united_states.html)

[http://www.fact-index.com/li/list\\_of\\_canals\\_in\\_the\\_united\\_states.html](http://www.fact-index.com/li/list_of_canals_in_the_united_states.html)

[Http://www.epa.gov/owow/nps/kids/](http://www.epa.gov/owow/nps/kids/)

<http://www.epa.gov/OGWDW/kids/cycle.html>

[Http://www.eagle.ca/%7Ematink/themes/Environ/pollute.htm](http://www.eagle.ca/%7Ematink/themes/Environ/pollute.htm)

[Http://www.units.muohio.edu/dragonfly/water/h2oindex.shtm](http://www.units.muohio.edu/dragonfly/water/h2oindex.shtm)

[Http://www.njawwa.org/kidswb/wordfind/wordfind.htm](http://www.njawwa.org/kidswb/wordfind/wordfind.htm)

[Http://www.sandiego.gov/water/pdf/activitybook.pdf](http://www.sandiego.gov/water/pdf/activitybook.pdf)

[Http://www.ecokidsonline.com/pub/eco\\_info/topics/water/water/index.cfm](http://www.ecokidsonline.com/pub/eco_info/topics/water/water/index.cfm)

[Http://www.watereducation.utah.gov/conservation/default.asp](http://www.watereducation.utah.gov/conservation/default.asp)

[Http://www.relia.net/%7Ethedane/soil\\_water.html](http://www.relia.net/%7Ethedane/soil_water.html)

[Http://utah.earth911.org/usa/master.asp?s=lib&a=Water/WaterConservation/waterconservation.inc](http://utah.earth911.org/usa/master.asp?s=lib&a=Water/WaterConservation/waterconservation.inc)

### CubRT

[Http://www.oceansidecleanwaterprogram.org/kids.asp](http://www.oceansidecleanwaterprogram.org/kids.asp)

[Http://www.swfwmd.state.fl.us/waterkids/](http://www.swfwmd.state.fl.us/waterkids/)

[Http://www.usgs.gov/education/](http://www.usgs.gov/education/)

[Http://hort.ifas.ufl.edu/ggk/](http://hort.ifas.ufl.edu/ggk/)

[Http://www.nationalgeographic.com/](http://www.nationalgeographic.com/)

[Http://interactive2.usgs.gov/learningweb/fun/bingo.htm](http://interactive2.usgs.gov/learningweb/fun/bingo.htm)

[Http://interactive2.usgs.gov/learningweb/fun/map.asp](http://interactive2.usgs.gov/learningweb/fun/map.asp)

[Http://www.intellicast.com/LocalWeather/World/](http://www.intellicast.com/LocalWeather/World/)

[Http://www.acnatsci.org/education/skytosea/bigdeal2.html](http://www.acnatsci.org/education/skytosea/bigdeal2.html)