



Volume 5, Issue 7  
Sept. 8, 2005

Welcome to American Elm District Cub Scout  
Roundtable Electronic edition  
Webelos activity badges Showman and Citizen

**Theme: To the Rescue**  
**PRE OPENING ACTIVITIES**  
By Grand Canyon Council

McGruff's Bike Safety Word Search Source:  
<http://www.mcgruff.org/>

Instructions:

1. Search this puzzle for the words listed below:

- ~~Pedals~~ Handlebars Trail
- Reflector Bell Kickstand
- Spokes Helmet Lock
- Safety Rule Fix Hand Signal

2. The first letter of each word is in bold.
3. The letters of the words can be connected up, down, sideways, or diagonally.
4. The words are not always in a straight line.
5. Circle each letter in the words you find.
6. To help you get started, the first word has been shaded for you.
7. After you have found all the hidden words, color the boxes of the letters you have circled with a marker.

P	A	I	L	<b>R</b>	Q	L	Q	N	T	F	D	J	F	D	J	L	P	Q
Z	R	<b>T</b>	N	E	Z	L	D	G	L	J	<b>B</b>	E	L	L	L	G	T	J
G	P	X	X	<b>F</b>	<b>K</b>	I	C	K	S	T	A	N	D	X	J	K	J	D
Z	G	Q	Q	L	I	T	X	G	Z	J	<b>P</b>	C	T	K	C	X	K	Z
N	R	D	Z	E	D	X	T	Z	C	C	E	J	Q	K	K	J	G	Q
X	P	A	<b>H</b>	<b>C</b>	<b>H</b>	A	N	Z	Q	T	J	D	<b>S</b>	P	O	K	E	F
F	N	Q	F	T	C	J	D	<b>H</b>	E	J	C	<b>S</b>	A	K	K	G	G	S
J	D	J	F	O	T	C	S	X	L	P	G	A	F	L	J	G	J	<b>L</b>
D	L	B	D	R	Q	C	I	T	X	M	G	F	L	L	S	C	G	O
L	E	S	C	H	H	G	G	Z	E	Q	H	E	G	J	F	Z	X	C
X	B	Q	H	G	C	G	N	P	Z	C	A	T	D	X	R	H	Z	K
R	Q	A	R	S	L	A	P	C	Z	C	F	Z	Y	R	U	L	E	Z

P	A	I	L	<b>R</b>	Q	L	Q	N	T	F	D	J	F	D	J	L	P	Q
Z	R	<b>T</b>	N	E	Z	L	D	G	L	J	<b>B</b>	E	L	L	L	G	T	J
G	P	X	X	<b>F</b>	<b>K</b>	I	C	K	S	T	A	N	D	X	J	K	J	D
Z	G	Q	Q	L	I	T	X	G	Z	J	<b>P</b>	C	T	K	C	X	K	Z
N	R	D	Z	E	D	X	T	Z	C	C	E	J	Q	K	K	J	G	Q
X	P	A	<b>H</b>	<b>C</b>	<b>H</b>	A	N	Z	Q	T	J	D	<b>S</b>	P	O	K	E	F
F	N	Q	F	T	C	J	D	<b>H</b>	E	J	C	<b>S</b>	A	K	K	G	G	S
J	D	J	F	O	T	C	S	X	L	P	G	A	F	L	J	G	J	<b>L</b>
D	L	B	D	R	Q	C	I	T	X	M	G	F	L	L	S	C	G	O
L	E	S	C	H	H	G	G	Z	E	Q	H	E	G	J	F	Z	X	C
X	B	Q	H	G	C	G	N	P	Z	C	A	T	D	X	R	H	Z	K
R	Q	A	R	S	L	A	P	C	Z	C	F	Z	Y	R	U	L	E	Z

McGruff the Crime Dog's "What If?" Game  
Source: <http://www.mcgruff.org/>

1. What if two bullies corner you on the bus and demand your lunch money. You should...?
  - a. Scream "Get lost!" and shove them out of the way.
  - b. Give them what you have and then tell the bus driver, a teacher, or another trusted adult.
  - c. Try to talk them out of it. Then move away (change seats).
2. What if you are playing at your friend's house and your friend pulls out his parent's gun from under the bed. You should...?
  - a. Gather all your friends around.
  - b. Pretend you don't see it and try to forget about it.
  - c. Try holding it because you don't want your friend to think you aren't cool.
  - d. Leave and tell a trusted adult.
3. What if a friend tells you she has found some beer that her parents won't know is missing. She wants you to drink some with her. You should...?

- a. Try some because she is cool and you want to continue to be friends with her.  
Besides you will only try it this one time.
- b. Tell your friend no thanks and if she is a real friend she won't offer you alcohol anymore.
- c. Tell her no because you have to get home and do your homework.
- d. Tell her no and ask if she knows the bad things alcohol does to her body.

4. What if a bully keeps picking on you on the playground at school. You should...?

- a. Get all your friends together and beat the bully up.
- b. Try your best to ignore the bully. If that doesn't work, try talking calmly to get out of the situation.
- c. Realize it is not your fault the bully keeps picking on you. Tell a teacher, playground aid, counselor, or other trusted adult and ask them to help.

5. What if during recess you overhear a group of kids talking about how they are going to beat up one of your classmates after school? You should...?

- a. Join in because you don't really like the classmate either.
- b. If you know the group of people, talk with them and find a better, nonviolent way of dealing with the problem.
- c. Tell a teacher or other trusted adult.
- d. Do nothing since they aren't going to beat you up.



**McGruff the Crime Dog's "What If?" Game Answers**

McGruff's Bike Safety Word Search Answers

1. b, c. 2. d. 3. b, c, d. 4. b, c. 5. b, c.

**McGruff's Crossword Puzzle**

Source: <http://www.mcgruff.org/>

Try your best with this crossword puzzle. Use the clues to fill in the puzzle. If you get stuck, try looking at the word bank.

**Clues Across** (Remember, if you get stuck, you can use the word bank.)

- 2. There are lots of ways to handle a problem or a conflict. \_\_\_\_\_ it is one way.
- 3. \_\_\_\_\_ the Crime Dog!
- 5. \_\_\_\_\_, sometimes called pot, hurts your lungs and is against the law for grown-ups and children.
- 6. Never touch a \_\_\_\_\_, even if you think it may be a toy.
- 8. Using \_\_\_\_\_ can start a habit that is hard to break.
- 10. Guns and knives are \_\_\_\_\_ that can hurt people.
- 13. Scruff is McGruff's \_\_\_\_\_.
- 16. If you feel scared, go to a McGruff \_\_\_\_\_, where

you can get help.

- 19. Smoking \_\_\_\_\_ is bad for you and can cause lung disease.
- 21. Beer and wine are examples of \_\_\_\_\_.

22. Drinking alcohol is \_\_\_\_\_ for children.

**Clues Down** (Remember, if you get stuck, you can use the word bank.)

- 1. If you find a gun. Stop! Don't \_\_\_\_\_!
- 4. It is better to walk with \_\_\_\_\_ than to walk alone.
- 7. If you are in serious trouble, use the \_\_\_\_\_ and call "9-1-1".
- 9. \_\_\_\_\_ is McGruff's nephew.
- 11. A \_\_\_\_\_ is someone you and your folks do not know well.
- 12. It is very \_\_\_\_\_ to play with a real gun.
- 14. Sheriffs and \_\_\_\_\_ officers are both community helpers.
- 15. If you see a gun or drugs, tell a trusted \_\_\_\_\_.

17. When you go somewhere, you should know the \_\_\_\_\_ you are taking before you leave.

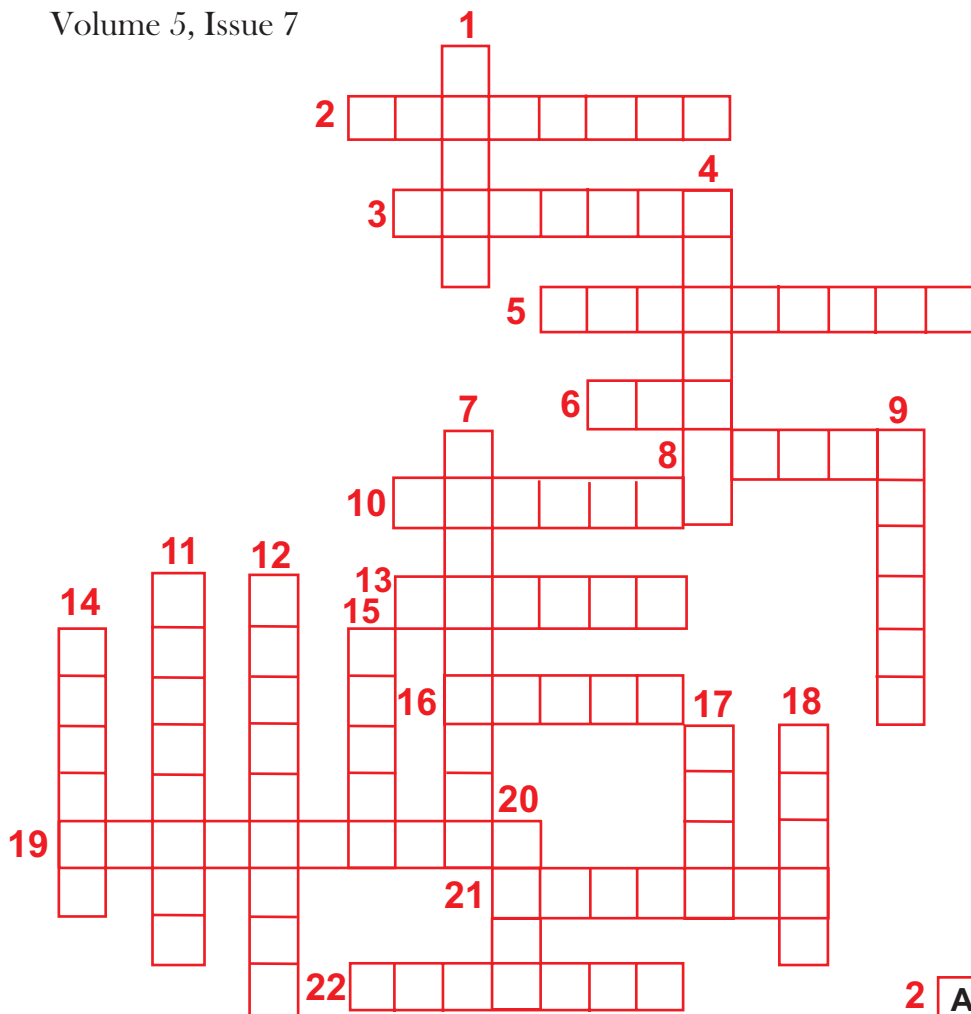
18. If a \_\_\_\_\_ bothers you, you can:  
1)walk away, 2)try to calmly talk it out,  
3)stick with friends, or 4)tell a trusted adult.

20. When you sense trouble, try to find a \_\_\_\_\_ place to go.

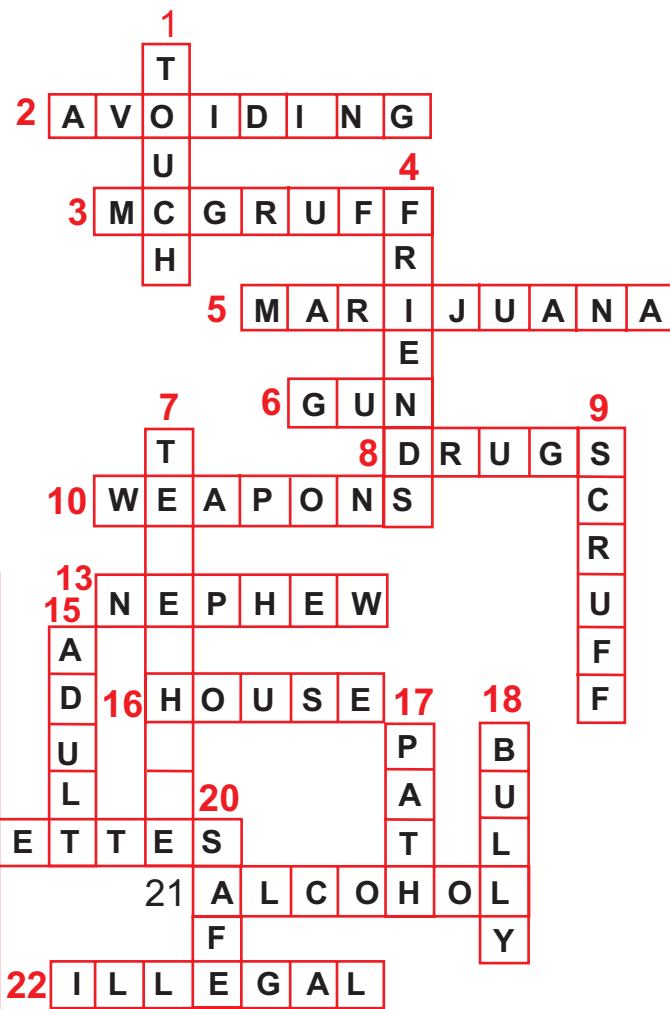
**Word Bank**

ADULT	CIGARETTES	GUN
MCGRUFF	SAFE	TOUCH
ALCOHOL	DANGEROUS	HOUSE
NEPHEW	SCRUFF	BULLY
PATH	WEAPONS	POLICE
AVOIDING	DRUGS	ILLEGAL
STRANGER	BULLY	FRIENDS
MARIJUANA	TELEPHONE	





By Salt Lake Council



Answer



Watch for Lightning

<b>Identification Card</b>									
Name:									
Address:									
Phone Number:	Cell Phone:								
Height:	Weight:								
Eye Color:	Hair Color:								
Emergency Name:									
Emergency Phone:									
Finger Prints:		Right Hand		Left Hand					
Thumb	Index	Index	Middle	Middle	Ring	Ring	Pinky	Pinky	
Thumb	Index	Index	Middle	Middle	Ring	Ring	Pinky	Pinky	
Any other information that you think might be necessary to identify your missing child!									
Place Photo Here									

**FIRST-AID KIT NECKERCHIEF SLIDE**

By Salt Lake Council

Use 35 mm film containers. One is needed for each person. Punch holes in container and put a chenille stem through the back in a circle for slide (punch hole with hot glue gun). You can paint canister or cover with white paper and put a red cross on the front. Fill with: 2 quarters, 2 Band-Aids, moist wipe in sealed package, emergency phone number, needle or straight pin stuck in a cardboard, 3 safety pins, matches (dip heads in wax so they are fire proof), etc.



**EMERGENCY PHONE LIST**

FAMILY MEMBERS NAMES \_\_\_\_\_

HOME ADDRESS \_\_\_\_\_

HOME TELEPHONE NUMBER \_\_\_\_\_

POLICE, SHERIFF, FIRE, AMBULANCE DEPARTMENTS \_\_ 911

FAMILY DOCTOR \_\_\_\_\_

GAS COMPANY \_\_\_\_\_

ELECTRIC COMPANY \_\_\_\_\_

WATER DEPARTMENT \_\_\_\_\_

POISON CONTROL **1-800-222-1222**

These would be great as magnets for the refrig

**“POLICE REPORT” OBSERVATION ACTIVITY**

When people give eyewitness accounts to the police they sometimes vary wildly. Try this exercise to see how observant your Cubs, parents, siblings, and friends are.

Have a person come in with their clothing in some strange way (plaid pants, unmatched shoes, shirt backwards, carrot hanging from rope around neck, red bandana, sailor hat, etc.) Do some specific actions (hop part way, bow and kiss someone’s hand, crawl under the table, etc.) This should last about 30 seconds, then leave room.

Then 2nd person comes across with different actions and clothes and exits. Then 3rd person does different things and exits. They should be out of sight but close enough to come in when you ask. Now, ask the audience questions about clothing, actions, what they looked like. (Make a list of questions about obscure items, such as who was wearing pink sox or earrings.) Tell the audience all should learn to be observant and, if they see a crime, should write down what they saw immediately so they don’t get it mixed up.

**Hug-a-Tree Kit**

In a zip-lock bag place the following items: Instructions on what to do if lost, metal whistle (plastic cracks), 1 white kitchen garbage bag, 1 piece of heavy duty tin foil (6ft x 6"), 1 package of chewing gum (to keep saliva glands working).

**Ready...Set..Get your Kit!**

By Boy’s Life p. 12

**September is National Preparedness Month.**

Being prepared is a year-round duty. Put together a Ready Kit with your family.

Each kit should be customized to fit special needs, such as medications or baby formulas, as well as important family documents. The U. S. Department of homeland Security suggests the following:

Battery powered radio (with extra batteries)  
 First aid kit  
 Moist towelettes  
 Nonperishable food (enough for 3 days)  
 Plastic sheeting and duct tape (for quick shelter)  
 Water  
 Whistle (to signal for help)

Garbage bags and ties  
 Wrench or pliers (to turn off utilities)  
 Flashlight (with extra batteries)  
 Dust mask (you can also use a cotton t-shirt)  
 Can opener

**The BSA Ready & Prepared Award**

The BSA Ready & Prepared Award was developed to encourage and reward Boy Scout troops, Varsity Scout teams, and Venturing crews that incorporate safe practices while enjoying challenging activities. The award acknowledges the common sense and judgment, founded on knowledge and training, used to incorporate risk management into a unit's decision-making process. It recognizes that the more responsibility individual members take for their personal health and safety, the more everyone contributes to a successful activity. Earning the award helps units focus on areas in which emphasizing risk management can help reduce fatalities and serious injury, such as

- \* Driver and passenger safety
- \* BSA Youth Protection
- \* Precautions for aquatics activities
- \* Premises safety and first-aid readiness
- \* Personal fitness and safety

[Http://www.scouting.org/awards/10-278/index.html](http://www.scouting.org/awards/10-278/index.html)

**SONGS****SONG: LOCK YOUR DOORS**

Tune: Row, Row, Row Your Boat  
 Lock, lock, lock your doors,  
 Lock them every day.  
 Turn the radio on to hear,  
 Keep troubles away.  
 Look, look, look, both ways  
 When crossing any street.  
 Use the walkway that is there;  
 Safety is so sweet.  
 No, No, No's the word,  
 When you know what's right.  
 Tell 'em to just give it up—  
 Keep trouble out of sight.

**FOOD****Tornado Smoothie**

2 1/2 large, ripe bananas, peel & slice  
 1 cup strawberries  
 1/2 cup raspberries  
 1 cup plain yogurt  
 1 1/4 cups orange juice  
 1/4 cup honey  
 1/4 cup crushed ice  
 Place all of the ingredients into the blender. Blend until smooth.

**Earthquake Cake**

1 1/2 cup flour  
 3 Tbsp. cocoa  
 1 tsp. baking soda  
 1 cup sugar  
 1/2 tsp. salt  
 5 Tbsp. oil  
 1 Tbsp. vinegar  
 1 tsp. vanilla  
 1 cup cold water

Sift flour, cocoa, soda, sugar and salt into greased square 9"x9" pan. Make three grooves in this dry mixture. Into one groove pour pan. Make three grooves in this dry mixture. Into one

groove pour the oil, in another pour the vinegar, in the last one pour in the vanilla. Now, pour the cold water over all of it. Beat with a spoon until it is nearly smooth and you can't see the flour. Bake at 350 degrees for 30 minutes.

**Volcanic Sundae**

Ice cream scoops (any flavors)  
 Chocolate topping or any flavor  
 Whipping cream  
 Maraschino Cherry

**Douse the Fire Cake**

1 cake mix (white or yellow)  
 1 small pkg. red Jello  
 Cool whip  
 Bake cake as directed on the box.  
 Poke holes in the cake with a fork going all the way to the bottom, about 2" apart. Prepare the Jello as follows: 1 cup of boiling water, stir in Jello until completely dissolved,

add 1/2 cup of cold water. Pour over the cake. Frost with cool whip.

**GAMES**

By Salt lake Council

**CUB SCOUT SURVIVAL GAME**

What you will need: 3" bolts, one for each player, with 2 nuts for each bolt

20 pieces of candy

This game helps the cubs learn to keep a clear head when they need to act fast.

Each player needs a 3" bolt with 2 nuts screwed onto it and 20 pieces of candy.

Let the boys challenge each other to a race. To start, the nuts must be screwed all the way to the top of the bolt. On a signal, the boys must unscrew the nuts all the way until they come off the bolt. The boy who gets the nuts off first gets two pieces of the other Cub's candy.

**LOLLIPOP, LOLLIPOP**

What you will need: Several lollipops wrapped in several layers of paper.

One die.

Everyone is gathered in a circle. Divide boys into pairs. The player sitting to the right starts rolling a die trying to get a six while the person on the left puts on a hat and mittens. Once the hat and mittens are in place, that person unwraps a lollipop (with mittens on) before the other player rolls a six. If the person rolls a six before the clothes are put on and the lollipop is unwrapped, the candy moves to the next person on the left and the game continues. If a six is not rolled in time, the player who unwraps the lollipop gets to keep it.

**911 Bean Bag Game**

Make a large phone out of plywood or a cardboard box. Make sure that it looks like a real phone, only bigger. Make 6 or 9 bean bags about 4 inches square. Cut out a five inch hole on each number pad. Have the Cubs take turns throwing three bean bags at the holes (in the correct order 911). Whoever can do it in the right order gets a prize.

An alternative is to make a few smaller phones and have the Cubs race relay style until each group has completed dialing.

Have your Cubs name different times when they would call 911, to report things like fires or smoke, or medical emergencies.

## SKITS

### DOCTOR, DOCTOR

The secret to success with this series of quickies is to keep them moving along. You can have one doctor and different patients, or, in a large pack or den, have several doctors and patients.

Cub: Doctor! Doctor! I feel like a set of drapes.

Doc: Pull yourself together!

Cub: Doctor! Doctor! Am I going to die?

Doc: That's the last thing you'll do.

Cub: Doctor! Doctor! Everyone keeps ignoring me.

Doc: Next!

Cub: Doctor! Doctor! My back feels like a deck of cards!

Doc: I'll deal with you later.

Cub: Doctor! Doctor! What's wrong with me?

Doc: Have you had this before?

Cub: Yes.

Doc: Well, you've got it again!

Cub: Doctor! Doctor! I've got insomnia.

Doc: Don't lose any sleep over it!

### BAD SPELLER SKIT

Scene: One person lying on the ground, dead. Another sees him and runs for the telephone panicking, gasps: "Police, there's a dead person here... Where?... Uh, (looking for a sign)... I'm at Montgomery and Westchester... Spell it?... Uh, M-o-t-n... Uh, M-o-t-g... (confused)... wait a minute, I'll drag him over to King and Elm!"

### C. P. R.

The first cub comes out walking around, suddenly grabs his chest and falls to the ground.

Two other scouts come out and see the scout on the ground. They rush to his aid and begin CPR (adjust head, feel for pulse, then begin FAKE compressions). The other scout counts. After about two sets, the scout counting yells 'switch'. Suddenly the scout on the ground gets up, one of the other scouts lies down, and they begin again to administer CPR.

### Be Prepared Skit

Equipment: An air horn or other loud object, one Wolf, one Bear, one Webelos, and a Helper.

Preparation: The Helper stands at the back of the audience with the air horn (don't let anyone see it.)

Action: The Wolf walks to the front of the audience and holds up the Cub Scout sign. When everyone quiets down, he says, "Be Prepared." Later in the program - the Bear walks out even more seriously and holds up the Cub Scout sign.

Everyone quiets down, he says, "Be Prepared." Later in the program - the Webelos walks out and does the same thing even more seriously. Later in the program - all three walk out in order from Wolf to Webelos and hold up the Cub Scout sign. Everyone quiets down and the Helper in the back blows the air horn. When everyone quiets down the three up front say, "We told You to be Prepared!"

### THE AIRPLANE

7 Scouts - Pilot, Co-pilot and Radioman on an airliner. 4 other Scouts are the Engines on the wings of the plane. The Pilot announces to Co-pilot that Engine One has failed. Engine One (ham this up) sputters, makes noise and

dies. Co-pilot instructs Radioman to inform tower and tell them they will be arriving 15 minutes late (Radioman radios tower and repeats message).

Soon after Engine Two fails, repeat the process again but this time tell the tower they will be 30 minutes late. Then Engine Three dies and with more panic tell the tower we will be 1 hour late.

Finally the Pilot announces the Fourth and final engine has failed. The Radioman then says, "Boys I'd better radio the tower, we may be up here all day!"

### Emergency Preparedness Award

[Http://www.scouting.org/pubs/emergency/award.html](http://www.scouting.org/pubs/emergency/award.html)



## WEBELOS

### Showman

### PIPE CHIMES

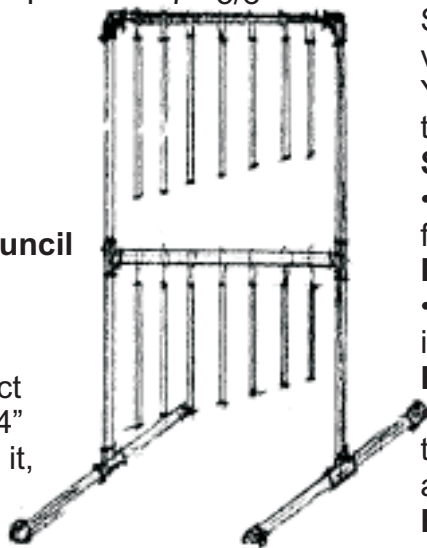
Pipe chimes can be made from two ten foot lengths of 1/2" galvanized conduit pipe or copper pipe. For best results, use a pipe cutter to cut the pipe. Cut the pipes to exact measurements. An 1/8" off will change the pitch. Use a drill press, if possible, to drill the holes in the top of the pipe. Drill about a 1/16" hole in the top of the pipe for hanging the pipes.

Build a frame out of PVC sprinkler pipe or wood. Use fish line or dental floss to hang the chimes, or just have two cubs hold the pipes on a broom stick or dowel. Or, you can hand out a pipe to each cub and have a bell choir. This would be GREAT for the Showman Activity Badge.

Strike the pipes with a large nail or butter knife or other metal implement.

#### FIRST OCTAVE SECOND OCTAVE

Note	Pipe Length	Note	Pipe Length
A	13" - 6/8"	A	9 - 5/8"
B flat	13 - 3/8"	B flat	9 - 3/8"
B	13"	B	9 - 1/8"
C	12 - 5/8"	C	8 - 7/8"
C sharp	12 - 1/4"	C sharp	8 - 5/8"
D	11 - 7/8"	D	8 - 3/8"
E flat	11 - 1/2"	E flat	8 - 1/8"
E	11 - 1/4"	E	7 - 7/8"
F	10 - 7/8"	F	7 - 5/8"
F sharp	10 - 5/8"		
G	10 - 1/4"		
A flat	9 - 7/8"		



### Magic Tricks

#### By Heart of America Council

What's Your Number?

Take a number, double it, add twelve, subtract four, divide by two, and subtract your number. Answer is "4"  
Take any number, double it, add nine, subtract three, Divide by two, and subtract your number. Answer is "3"

### Magic Orange

Divide an orange into eight sections by slicing carefully, leaving the top intact. Remove fruit. Put an apple in the sliced

orange. Cover with handkerchief and, with appropriate patter, squeeze the orange and make the apple appear.

### Floating Egg

Put 1/4 cup of salt in a dish. Tell the audience it's magic powder that will make an egg float. Half fill a glass with water. Place an egg in it and it will sink. Take the egg out and stir the magic powder into the water. Put the egg back in and it should float.

### Skits

Skits can be very simple to produce.

Just remember these rules:

- Keep it short (3 - 5 minutes)
- Avoid having a lot of dialog
- Use simple props
- Give each boy in the den something to do. The Cub Scout Leader How-To-Book has many ideas for costumes and sets. It usually isn't necessary to have elaborate costumes, sets or props. Often just a cowboy hat and a foil star will turn a boy into a sheriff. A sign can turn a group of chairs into a car, boat or spacecraft. Write your own skits or let the boys write their own. Start with a simple premise and go from there. If you don't have the time or inclination to write a skit, use one already written for you.

### Troubadours by Grand Canyon Council

Source: POW WOW ROM by Animatics, Inc. version 2.0

Your Troubadours can make beautiful music together with these ingenious instruments.

#### Shoe Box Strummer

- Made by putting rubber bands around a box, fitting each band into grooves cut into box ends.

#### Balloon Rumbler

- A blown up rubber balloon with four paper clips inside it. • Shake rhythmically.

#### Bull Roarer

- A thin wood slat about two inches wide, twelve inches long. • Cut as shown, sand smooth and twirl overhead on end of long string.

#### Bottle Maracas

- Catsup bottles filled with small bolts and nails.

#### Kazoo

- A cardboard tube with wax paper fitted over end and secured with rubber band (as shown).
- Play by humming into open end.

#### Wash Tub Fiddle



- A length of plastic cord tied to an upright stick and screw eye which is secured in center of tub.
- Play by pulling against stick and moving gloved hand down cord to get variety of tones.

**Tin Can Tom-Tom**

- A large fruit juice can with top of strong wrapping paper.
- Beat it with eraser end of pencil.

**Kettle Drum**

- A metal tray, beaten with broom handle which has old wool sock tied around it.

**Drum**

- Get a plastic bleach container.
- Saw it off just below the handle.
- Use bottom for drum head - drum with fingers or dowel sticks.

**Cymbals**

- Punch screw holes in the center of two tin pie Plates.
- Screw dowel stick handles to each as shown.

**WEBELOS Citizen**  
By Great Salt Lake Council  
**Trivia Questions about the United States of America:**

- America was once ruled by the King of England. His name was King \_\_\_\_\_ the III.
- Name the thirteen original states or colonies?  
D \_\_\_\_\_, P \_\_\_\_\_,  
N \_\_\_\_\_ J \_\_\_\_\_, G \_\_\_\_\_,  
C \_\_\_\_\_, M \_\_\_\_\_,  
M \_\_\_\_\_,  
S \_\_\_\_\_ C \_\_\_\_\_,  
N \_\_\_\_\_ H \_\_\_\_\_,  
V \_\_\_\_\_, N \_\_\_\_\_ Y \_\_\_\_\_, N \_\_\_\_\_  
C \_\_\_\_\_, R \_\_\_\_\_ I \_\_\_\_\_.
- America rebelled against England in the year \_\_\_\_\_.
- Name the three countries that were hoping the American Colonies would fall apart.  
E \_\_\_\_\_,  
F \_\_\_\_\_ and  
S \_\_\_\_\_.
- The war the colonists fought with England to gain their freedom was called the \_\_\_\_\_ War.
- Who wrote the Declaration of Independence?  
\_\_\_\_\_.
- We sometimes refer to George Washington as the \_\_\_\_\_ of our \_\_\_\_\_.

- What do we call the document that is the foundation of our government?  
The \_\_\_\_\_.
- What do we call the men who wrote the Constitution? \_\_\_\_\_.  
\_\_\_\_\_ (Both words begin with "F")
- The Constitution was written in what city?  
\_\_\_\_\_.
- What was the name of the first official flag of the United States? (June 14, 1777)  
\_\_\_\_\_. How many stars and stripes did it have \_\_\_\_\_?
- During the battle of the War of 1812 against England, \_\_\_\_\_ wrote the National Anthem, "The Star Spangled Banner."
- The 50th star was added to U. S. flag on July 4, 1960. Which state did the star represent?  
\_\_\_\_\_.
- Name the three branches of Power in the Government?  
E \_\_\_\_\_,  
and J \_\_\_\_\_.

- What two divisions make up the Legislative Branch? S \_\_\_\_\_ and H \_\_\_\_\_. Together, they are called C \_\_\_\_\_.

**Answers to Trivia Questions about the United States of America**

- America was once ruled by the King of England. His name was King **George the III**.
- Name the thirteen original states or colonies?  
**Delaware, Pennsylvania, New Jersey, Georgia, Connecticut, Massachusetts, Maryland, South Carolina, New Hampshire, Virginia, New York, North Carolina, Rhode Island.**
- America rebelled against England in the year **1776**.
- Name the three countries that were hoping the American Colonies would fall apart?  
**England, France and Spain.**
- The war the colonists fought with England to gain their freedom was called the **REVOLUTIONARY** War.
- Who wrote the Declaration of Independence?  
**Thomas Jefferson.**
- We sometimes refer to George Washington as the **Father** of our **Country**.
- What do we call the document that is the Foundation of our government?  
\_\_\_\_\_.

## The CONSTITUTION.

9. What do we call the men who wrote the Constitution? **Founding Fathers.** (Both words begin with "F")

10. The Constitution was written in what city?  
**Philadelphia.**

11. What was the name of the first official flag of the United States? (June 14, 1777)

**Old Glory.** How many stars and stripes did it have?  
**13**

12. During the battle of the War of 1812 against England, **Francis Scott Key** wrote the National Anthem, "The Star Spangled Banner."

13. The 50th star was added to U. S. flag on July 4, 1960. Which state did the star represent?

**Hawaii**

14. Name the three branches of Power in the Government? **Executive, Legislative and Judicial.**

15. What two divisions make up the Legislative Branch? **Senate and House.**  
Together, they are called **Congress.**

## CUBMASTER MINUTE

### Be Prepared

As Cub Scouts you learn to "Do Your Best." The people who respond to a 911 emergency situation do their best because they have been prepared. They have been trained and have practiced what they need to know and do in practically any emergency situation. Scouting is one of the few organizations that you can join today that will prepare you for situations in your life - even emergency situations. But you must do your best to be prepared. As you progress along the Cub Scout trail to Boy Scouting, you will have a great deal of fun by learning to be prepared for any of life's emergencies.

### Sacrifices

We all need help from time to time. And sometimes that need for help is an emergency type. The men and women who are trained to help in an emergency are of a very special breed. This type of person is selfless, and willing to make great sacrifices for other people. Sometimes they even sacrifice their own lives that others may live. These people are very similar to the men and women that sacrificed their lives so that others may be free today in this great land of ours. Let us all now stand and pledge our allegiance to the country of this special breed of men and women.



## WEB SITES

These sites are current as of 9-0-05

[Http://crankmail.com/fredoswald/Kids-Bike-Safety.pdf](http://crankmail.com/fredoswald/Kids-Bike-Safety.pdf) for bike safety.

[Http://www.parentunits.com/hst.html](http://www.parentunits.com/hst.html) child safety

[Http://kidshealth.org/parent/firstaid\\_safe/](http://kidshealth.org/parent/firstaid_safe/) info sheets on first aid subjects.

[Http://childrentoday.com/resources/articles/fire\\_safety.htm](http://childrentoday.com/resources/articles/fire_safety.htm) info sheets on fire safety subjects.

[Http://www.nfpa.org/sparky/index.html](http://www.nfpa.org/sparky/index.html) Sparky the fire dog.

[Http://www.usfa.fema.gov/kids/flash.shtm](http://www.usfa.fema.gov/kids/flash.shtm) fun site and you get a certificate at the end of the quiz.

[Http://www.smokeybear.com/wildfires.asp/](http://www.smokeybear.com/wildfires.asp/) Great site for the older Scouts.

<http://www.smokeybear.com/kids/default.asp> Smokey the Bear hasn't aged a hair since I was preventing Forest Fires.

[Http://www.dltk-](http://www.dltk-)

[kids.com/crafts/miscellaneous/fireweek.html](http://www.dltk-kids.com/crafts/miscellaneous/fireweek.html) Lots to do and make at this site.

[Http://www.kfst.net/](http://www.kfst.net/) Meet Buzzy, Squirt, Reddy and their friends.

[Http://www.princeton.edu/~oa/safety/](http://www.princeton.edu/~oa/safety/) First Aid and safety site.

[Http://www.fema.gov/kids/index.htm](http://www.fema.gov/kids/index.htm) This site teaches you how to be prepared for disasters and prevent disaster damage. You can also learn what causes disasters, play games, read stories and become a Disaster Action Kid.

[Http://www.safekids.com/](http://www.safekids.com/) Your family's guide to making the Internet and Technology fun, safe and productive.

[Http://www.kids.gov/k\\_safety.htm](http://www.kids.gov/k_safety.htm) You can find a lot of great links at this one!!!

[Http://www.education.noaa.gov/sweather.html](http://www.education.noaa.gov/sweather.html) Hurricanes, Tornadoes, Lightning, Floods and Winter Storms and more.

[Http://childidatlantic.com/faq\\_us.htm](http://childidatlantic.com/faq_us.htm) child ID program

[Http://www.cpssc.gov/kids/kidsafety/index.html](http://www.cpssc.gov/kids/kidsafety/index.html) Have fun with Kidd Safety He's a Goat..

[Http://www.coderedrover.org/](http://www.coderedrover.org/) Home Safety Hound with fun and games.

[Http://www.safekidscard.com/?src=overture](http://www.safekidscard.com/?src=overture) Credit Card-sized CD Identification Cards containing photos, information, and everything needed in an emergency. New ways to keep your info together.